

February 7th, 2024

Staff Sergeant Robert Harms
Detachment Commander
Drumheller, Alberta

Dear Council,

As we enter the 4th Quarter of our fiscal year, we are reaching out to all elected officials to help us identify and set our Detachment Priorities for the next fiscal year, which starts April 1st, 2024. We have, and continue to cavass for input through different platforms including community meetings, partnership meetings, Town Hall meetings, an online survey, and more. With that said, I invite council to provide their input to me at the next Council meeting that I attend (date TBA).

Our current policing priorities have been quite effective and as a reminder, are:

- 1. Crime Reduction – Focus on Property Crime:**
 - a. Compliance Checks on Prolific Offenders.
 - b. Fraud Awareness Presentations.
 - c. Property Crime Proactive Initiatives.
 - d. Operation Street Sweep / Crime and Traffic Suppression Shifts.

- 2. Public Engagement, Transparency and Visibility – Community Engagement:**
 - a. Town Hall Meetings.
 - b. Media Releases for transparency.
 - c. Red Serge and Public Appearances.
 - d. Mocha with a Mountie.

- 3. Reduce substance Abuse – Drugs:**
 - a. Drug Enforcement Operations.
 - b. Drug Training for members.
 - c. Drug Awareness Presentations to Youth and other focus groups.

- 4. Enhance Road Safety – Traffic Safety:**
 - a. Traffic Interventions and enforcement.
 - b. Impaired Driver Interventions and enforcement.
 - c. Alberta Checkstop Operations.



In preparation for our upcoming meeting and discussions, I request that Council review our current priorities, review our statistics, and review the needs of your community so we can discuss further. It is noteworthy that we have canvassed the public for their input through a public survey; attached are the current survey results (up to Feb 1st) that indicate Drug Enforcement, Crime Reduction Initiatives, and Traffic Safety (impaired Driving) are the top 3 public choices (same as current year). With that said, your local RCMP are open to all input.

After the consultation process, 3 priorities are typically selected. The detachment will set targets and initiatives to work towards those priorities. Those initiatives and targets form part of the regular reporting to Mayors, Reeves, Councils, and the public and contribute to effective community based policing.

If it is not appropriate or possible to attend your meeting to discuss, perhaps an informal meeting or phone call with a representative will suffice. If at anytime you have questions, concerns, or comments, feel free to contact the undersigned.

A handwritten signature in blue ink, appearing to read 'R Harms', with a long horizontal flourish extending to the right.

Staff Sergeant Robert Harms
Detachment Commander
Drumheller, Alberta
403.823.7590 (Det)

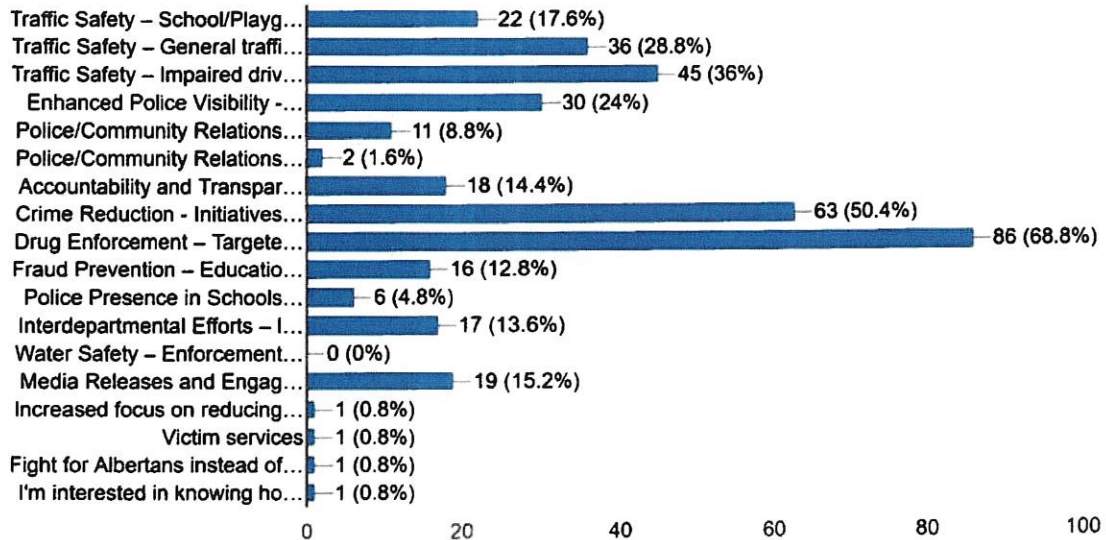
Drumheller RCMP Policing Priorities Survey – 2024-02-01

I live in:
125 responses



Out of all the priorities listed in the previous section, please choose the TOP THREE that you feel are the absolute most important and that you would like to see as Policing Priorities:

125 responses





RCMP Provincial Policing Report


Detachment	Drumheller
Detachment Commander	S/Sgt. Robert HARMS
Quarter	Q3
FTE Utilization Plan	2023/24
Date of Report	2024-02-07

Community Consultations

Date	2023-10-04
Meeting Type	Community Connection
Topics Discussed	Youth
Notes/Comments	RCMP Detachment member met with and interacted with Greentree School and Carbon School.

Date	2023-11-17 8:45:00 PM
Meeting Type	Meeting with Stakeholder(s)
Topics Discussed	Regular reporting information sharing
Notes/Comments	RCMP Detachment members met with provincial crown prosecutor for regular catch up and information sharing, file updates, clarification on legal issues, and search and seizure issues.

Date	2023-12-13 8:00:00 PM
Meeting Type	Meeting with Stakeholder(s)
Topics Discussed	Regular reporting information sharing
Notes/Comments	RCMP Detachment member met with reporters from the Drumheller Mail for an interview regarding recent reduction in crime stats, detachment priorities, detachment initiatives, mental health and RPACT, partnership and more.




Date	2023-12-22 8:00:00 PM
Meeting Type	Meeting with Stakeholder(s)
Topics Discussed	Regular reporting information sharing
Notes/Comments	RCMP Detachment members met with the Provincial Chief Crown for general catchup and file discussions.

Date	2023-11-23 8:00:00 PM
Meeting Type	Community Connection
Topics Discussed	Education Session
Notes/Comments	RCMP Detachment member attended Midwest Colony School and interacted with students and staff including delivering Drug Presentation.

Date	2023-10-20 1:00:00 AM
Meeting Type	Meeting with Stakeholder(s)
Topics Discussed	Regular reporting information sharing
Notes/Comments	RCMP Detachment members met with Drumheller Rural Crime Watch Group for regular reporting and updates.

Date	2023-11-17 5:30:00 PM
Meeting Type	Meeting with Elected Officials
Topics Discussed	Regular reporting information sharing
Notes/Comments	RCMP Detachment member met with Starland County Peace Officer for regular catch up, information sharing and file updates.




Date	2023-12-11 4:00:00 PM
Meeting Type	Meeting with Elected Officials
Topics Discussed	Regular reporting information sharing
Notes/Comments	RCMP Detachment member met with Starland County Reeve and CAO; discussed recent files, potential Police Advisory Group, Frequency of attending council meetings (twice per year was indicated), general catch up.

Date	2023-11-23 5:00:00 PM
Meeting Type	Community Connection
Topics Discussed	Youth
Notes/Comments	RCMP Detachment member attended Carbon School Lockdown Drill for training purposes.

Date	2023-11-10 2:00:00 AM
Meeting Type	Community Connection
Topics Discussed	Education Session
Notes/Comments	RCMP Detachment member met with approximately 15 seniors at Delia Drop-in Centre for Fraud Awareness presentation.

Date	2023-11-11 6:00:00 PM
Meeting Type	Community Connection
Topics Discussed	Regular reporting information sharing
Notes/Comments	RCMP Detachment member attended Delia Remembrance Day Ceremonies in Red Serge.




Date	2023-11-10 5:15:00 PM
Meeting Type	Community Connection
Topics Discussed	Youth
Notes/Comments	RCMP Detachment member attended Morrin School Remembrance Day Ceremony in Red Serge.

Date	2023-11-25 8:00:00 PM
Meeting Type	Community Connection
Topics Discussed	Education Session
Notes/Comments	RCMP Detachment member met with Rosebud Colony School students and delivered drug awareness, investigation, and evidence handling presentation.



Community Priorities

<p>Priority 1</p>	<p>Crime Reduction and Prevention</p>
<p>Current Status & Results</p>	<p>Positive results were observed in this category for Q3. Although Compliance Checks is well below the annual target, we observed a sharp increase from 102 last quarter to 169 in Q3. It is anticipated we will not hit our annual target of 1800 as this number was not realistic and too aggressive. It is anticipated that we will do additional Fraud Training in March (Fraud Awareness Month) increasing total number of presentations. Property crime initiatives is well above target. Operation Street Sweep continues to be a success impacting crime, prolific offenders and team building; it is on target as planned. In summary, good results in this category.</p> <p>Compliance Checks/monitoring of prolific offenders: 169 QTD & 655 YTD. Annual Target is 1800. Fraud Awareness Presentations: 1 QTD & 5 YTD. Annual Target is 6. Property Crime Proactive Initiatives: 4 QTD & 26 YTD. Annual Target is 6. Operation Street Sweep / Suppression: 1 QTD & 3 YTD. Annual Target is 4</p>
<p>Priority 2</p>	<p>Public Engagement, Transparency and Visibility</p>
<p>Current Status & Results</p>	<p>Results in this category for Q3 are positive. No Town Hall Meetings or Mocha with a Mountie were planned or held but are planned for Q4 and will assist with public consultation for setting next years Detachment Priorities (planned that way). Media releases continue to be an excellent resource to connect with the public and annual target has been surpassed. Red Serge and Public Appearances have also exceeded the annual target but will continue. No concerns with this category.</p> <p>Town Hall Meetings: 0 QTD & 3 YTD. Annual Target is 4. Media Releases: 24 QTD & 63 YTD. Annual Target is 20. Red Serge and Public Appearances: 7 QTD & 20 YTD. Annual target is 10. Mocha with a Mountie: 0 QTD & 3 YTD. Annual Target is 6.</p>
<p>Priority 3</p>	<p>Reduce substances abuse</p>
<p>Current Status & Results</p>	<p>The detachment has performed well in this category. For the most part the detachment is on track to exceed the annual year end goals at this rate. The detachment continues to excel in proactive drug investigations and the partnership with the Drumheller Correctional Service of Canada has strengthened it's quantity of drug seizures and investigations. Drumheller GIS conducted in house training which include outside partners on December 6th, 2023; this included: CSC, Fish and Wildlife, Sherriff's, Crime Reduction Unit, and Detachment members. Cpl. Clarabut also presented to three GD Drumheller members on October 25th, 2023.</p> <p>Drug Enforcement Operations: 32 QTD & 78 YTD. Annual Target is 100. Drug Training Exposures of members: 60 QTD & 85 YTD. Annual Target is 40. Drug Awareness Presentations: 4 QTD & 8 YTD. Annual Target is 8.</p>




Priority 4
Current Status & Results

Enhance Road Safety

The detachment performed well in this category; Traffic Interventions have already exceeded the annual target as have the total number of checkstops we held; regardless, both will continue going into Q4. The detachment also met the annual target of total impaired driver interventions (arrests or IRS Sanctions). Traffic issues and impaired driving continue to be issues which we will continue to address. Excellent job by members with Enhancing Road Safety.

Traffic Interventions: 244 QTD & 844 YTD. Annual Target is 720.
Impaired Driver Interventions: 15 QTD & 40 YTD. Annual Target is 40.
Alberta Checkstop Operations: 13 QTD & 32 YTD. Annual Target is 24.



Crime Statistics¹

The following table provides policing statistics on actual offences within the periods listed. Please see Appendix for additional information and a five-year comparison.


Category	October - December			January - December		
	2022	2023	% Change Year-over-Year	2022	2023	% Change Year-over-Year
Total Criminal Code	49	51	4%	252	227	-10%
<i>Persons Crime</i>	7	15	114%	48	57	19%
<i>Property Crime</i>	40	26	-35%	167	126	-25%
<i>Other Criminal Code</i>	2	10	400%	37	44	19%
Traffic Offences						
<i>Criminal Code Traffic</i>	1	3	200%	11	15	36%
<i>Provincial Code Traffic</i>	255	204	-20%	911	983	8%
<i>Other Traffic</i>	1	1	0%	4	4	0%
CDSA Offences	1	4	300%	6	10	67%
Other Federal Acts	1	4	300%	10	13	30%
Other Provincial Acts	14	14	0%	47	66	40%
Municipal By-Laws	0	2		6	6	0%
Motor Vehicle Collisions	78	71	-9%	182	174	-4%

1. Data extracted from a live database (PROS) and is subject to change over time.

Trends/Points of Interest

Q3 results are mixed when compared to Q3 last year and include a 35% reduction in Property Crime, 114% increase in Persons Crime, and 400% increase in Other Criminal Code. Percentages are easily influenced due to small numerical values (ie Other Criminal Code only saw an increase of 8 offences). Overall, there was a 4% increase in Total Criminal Code.

2023 results are also mixed when compared to 2022 and include a 25% reduction in Property Crime, 19% increase in Persons Crime, and 19% increase in Other Criminal Code. Overall, there was a 10% decrease in Total Criminal Code in 2023 when compared to 2022.



Provincial Police Service Composition Table²

Staffing Category	Established Positions	Working	Soft Vacancies ³	Hard Vacancies ⁴
Police Officers	4	4	0	0
Detachment Support	1	1	0	0

2. Data extracted on December 31, 2023 and is subject to change.

3. Soft Vacancies are positions that are filled but vacant due to maternity/paternity leave, medical leave, etc. and are still included in the overall FTE count.

4. Hard Vacancies reflect positions that do not have an employee attached and need to be filled.

Comments

Police Officers: Of the four established positions, four officers are currently working. There are no vacancies at this time.

Detachment Support: There is one established position and one resource working.

Other: Drumheller Detachment has been selected as the next Alberta Detachment to receive a RPACT (Regional Police and Crisis Team). It is unknown when this will be in place as staffing actions and processes are ongoing to fill the positions. The team consists of both a police officer and a health practitioner whom respond to and engage in calls involving mental health and emotional crisis/issues.

Quarterly Financial Drivers

Drumheller Provincial Detachments Crime Gauge

2022 vs. 2023
January to December

Criminal Code Offences



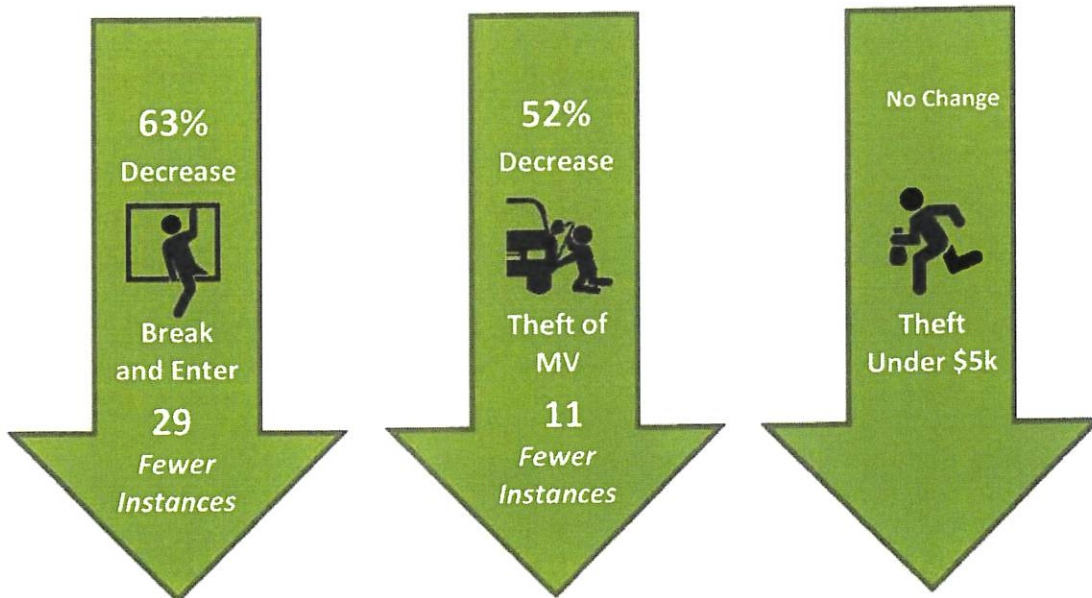
**Total
Criminal Code
Offences:**

10%

Decrease

When compared to
January to December, 2022

Select Property Crime



NOTE: If in both 2022 and 2023 a category had fewer than 20 offences, a percent change is not shown. All numbers without a '%' beside them represent counts.

**Drumheller Provincial Detachment
Crime Statistics (Actual)
October to December: 2020 - 2023**

All categories contain "Attempted" and/or "Completed"

February 1, 2024

CATEGORY	Trend	2020	2021	2022	2023	% Change 2020 - 2023	% Change 2022 - 2023	Avg File +/- per Year
Offences Related to Death		0	0	0	0	N/A	N/A	0.0
Robbery		0	1	0	0	N/A	N/A	-0.1
Sexual Assaults		1	5	1	0	-100%	-100%	-0.7
Other Sexual Offences		0	0	0	2	N/A	N/A	0.6
Assault		8	7	2	8	0%	300%	-0.5
Kidnapping/Hostage/Abduction		0	0	0	0	N/A	N/A	0.0
Extortion		0	0	0	0	N/A	N/A	0.0
Criminal Harassment		2	2	2	1	-50%	-50%	-0.3
Uttering Threats		3	2	2	4	33%	100%	0.3
TOTAL PERSONS		14	17	7	15	7%	114%	-0.7
Break & Enter		3	4	16	3	0%	-81%	1.2
Theft of Motor Vehicle		0	2	6	1	N/A	-83%	0.7
Theft Over \$5,000		0	3	0	0	N/A	N/A	-0.3
Theft Under \$5,000		9	10	5	6	-33%	20%	-1.4
Possn Stn Goods		0	0	1	5	N/A	400%	1.6
Fraud		1	5	5	5	400%	0%	1.2
Arson		1	1	0	1	0%	N/A	-0.1
Mischief - Damage To Property		8	10	5	4	-50%	-20%	-1.7
Mischief - Other		3	7	2	1	-67%	-50%	-1.1
TOTAL PROPERTY		25	42	40	26	4%	-35%	0.1
Offensive Weapons		2	1	0	4	100%	N/A	0.5
Disturbing the peace		1	1	0	1	0%	N/A	-0.1
Fail to Comply & Breaches		0	7	1	3	N/A	200%	0.3
OTHER CRIMINAL CODE		2	8	1	2	0%	100%	-0.7
TOTAL OTHER CRIMINAL CODE		5	17	2	10	100%	400%	0.0
TOTAL CRIMINAL CODE		44	75	49	51	16%	6%	0.6

**Drumheller Provincial Detachment
Crime Statistics (Actual)
October to December: 2020 - 2023**

February 1, 2024

All categories contain "Attempted" and/or "Completed"

CATEGORY	Trend	2020	2021	2022	2023	% Change 2020 - 2023	% Change 2022 - 2023	Avg File +/- per Year
Drug Enforcement - Production		0	0	0	0	N/A	N/A	0.0
Drug Enforcement - Possession		0	2	0	1	N/A	N/A	0.1
Drug Enforcement - Trafficking		0	1	1	3	N/A	200%	0.9
Drug Enforcement - Other		0	0	0	0	N/A	N/A	0.0
Total Drugs		0	3	1	4	N/A	300%	1.0
Cannabis Enforcement		1	0	0	0	-100%	N/A	-0.3
Federal - General		1	3	0	0	-100%	N/A	-0.6
TOTAL FEDERAL		2	6	1	4	100%	300%	0.1
Liquor Act		N/A	N/A	0	0	N/A	N/A	-0.5
Cannabis Act		N/A	N/A	0	0	N/A	N/A	0.0
Mental Health Act		N/A	N/A	4	7	N/A	75%	1.5
Other Provincial Stats		N/A	N/A	10	7	N/A	-30%	2.0
Total Provincial Stats		N/A	N/A	14	14	N/A	0%	3.0
Municipal By-laws Traffic		N/A	N/A	0	0	N/A	N/A	0.0
Municipal By-laws		N/A	N/A	0	2	N/A	N/A	1.0
Total Municipal		N/A	N/A	0	2	N/A	N/A	1.0
Fatals		0	0	0	0	N/A	N/A	0.0
Injury MVC		2	1	0	0	-100%	N/A	-0.7
Property Damage MVC (Reportable)		N/A	N/A	66	62	N/A	-6%	25.0
Property Damage MVC (Non Reportable)		N/A	N/A	12	9	N/A	-25%	4.0
TOTAL MVC		N/A	N/A	78	71	N/A	-9%	28.5
Roadside Suspension - Alcohol (Prov)		N/A	N/A	0	2	N/A	N/A	0.0
Roadside Suspension - Drugs (Prov)		N/A	N/A	0	0	N/A	N/A	0.0
Provincial Traffic		N/A	N/A	255	204	N/A	-20%	87.0
Other Traffic		N/A	N/A	1	1	N/A	0%	0.5
Criminal Code Traffic		5	3	1	3	-40%	200%	-0.8
Common Police Activities								
False Alarms		N/A	N/A	1	6	N/A	500%	3.0
False/Abandoned 911 Call and 911 Act		N/A	N/A	6	4	N/A	-33%	1.5
Suspicious Person/Vehicle/Property		N/A	N/A	7	17	N/A	143%	8.5
Persons Reported Missing		N/A	N/A	0	0	N/A	N/A	0.0
Search Warrants		N/A	N/A	0	0	N/A	N/A	0.0
Spousal Abuse - Survey Code (Reported)		N/A	N/A	6	5	N/A	-17%	-1.0
Form 10 (MHA) (Reported)		N/A	N/A	1	0	N/A	-100%	-1.0

**Drumheller Provincial Detachment
Crime Statistics (Actual)
January to December: 2020 - 2023**

All categories contain "Attempted" and/or "Completed"

February 1, 2024

CATEGORY	Trend	2020	2021	2022	2023	% Change 2020 - 2023	% Change 2022 - 2023	Avg File +/- per Year
Offences Related to Death		0	0	1	0	N/A	-100%	0.1
Robbery		0	1	0	0	N/A	N/A	-0.1
Sexual Assaults		1	8	4	1	0%	-75%	-0.4
Other Sexual Offences		1	5	1	2	100%	100%	-0.1
Assault		18	21	21	38	111%	81%	6.0
Kidnapping/Hostage/Abduction		2	2	0	1	-50%	N/A	-0.5
Extortion		0	0	0	1	N/A	N/A	0.3
Criminal Harassment		3	8	8	7	133%	-13%	1.2
Uttering Threats		11	5	13	7	-36%	-46%	-0.4
TOTAL PERSONS		36	50	48	57	-58%	19%	6.1
Break & Enter		32	19	46	17	-47%	-63%	-1.8
Theft of Motor Vehicle		3	8	21	10	233%	-52%	3.4
Theft Over \$5,000		4	7	1	5	25%	400%	-0.3
Theft Under \$5,000		34	27	31	31	-9%	0%	-0.5
Possn Strn Goods		8	3	10	10	25%	0%	1.3
Fraud		7	21	24	13	86%	-46%	2.1
Arson		2	1	0	2	0%	N/A	-0.1
Mischief - Damage To Property		20	31	19	21	5%	11%	-0.9
Mischief - Other		8	15	15	17	113%	13%	2.7
TOTAL PROPERTY		118	132	167	126	7%	-25%	5.9
Offensive Weapons		3	1	2	10	233%	400%	2.2
Disturbing the peace		9	5	8	11	22%	38%	0.9
Fail to Comply & Breaches		2	23	18	11	450%	-39%	2.2
OTHER CRIMINAL CODE		5	14	9	12	140%	33%	1.6
TOTAL OTHER CRIMINAL CODE		19	43	37	44	132%	19%	6.9
TOTAL CRIMINAL CODE		178	225	252	217	21%	10%	18.9

**Drumheller Provincial Detachment
Crime Statistics (Actual)
January to December: 2020 - 2023**

February 1, 2024

All categories contain "Attempted" and/or "Completed"

CATEGORY	Trend	2020	2021	2022	2023	% Change 2020 - 2023	% Change 2022 - 2023	Avg File +/- per Year
Drug Enforcement - Production		0	0	0	0	N/A	N/A	0.0
Drug Enforcement - Possession		1	2	1	2	100%	100%	0.2
Drug Enforcement - Trafficking		2	1	5	8	300%	60%	2.2
Drug Enforcement - Other		0	0	0	0	N/A	N/A	0.0
Total Drugs		3	3	6	10	233%	67%	2.4
Cannabis Enforcement		1	7	0	0	-100%	N/A	-1.0
Federal - General		4	9	4	3	-25%	-25%	-0.8
TOTAL FEDERAL		8	19	10	13	63%	30%	0.6
Liquor Act		N/A	N/A	0	3	N/A	N/A	0.0
Cannabis Act		N/A	N/A	1	1	N/A	0%	0.0
Mental Health Act		N/A	N/A	11	18	N/A	64%	-4.0
Other Provincial Stats		N/A	N/A	35	44	N/A	26%	15.0
Total Provincial Stats		N/A	N/A	47	66	N/A	40%	11.0
Municipal By-laws Traffic		N/A	N/A	4	1	N/A	-75%	0.5
Municipal By-laws		N/A	N/A	2	5	N/A	150%	2.5
Total Municipal		N/A	N/A	6	6	N/A	0%	3.0
Fatals		0	0	1	0	N/A	-100%	0.1
Injury MVC		8	4	10	5	-38%	-50%	-0.3
Property Damage MVC (Reportable)		N/A	N/A	145	150	N/A	3%	56.0
Property Damage MVC (Non Reportable)		N/A	N/A	26	19	N/A	-27%	9.0
TOTAL MVC		N/A	N/A	182	174	N/A	-4%	65.5
Roadside Suspension - Alcohol (Prov)		N/A	N/A	5	11	N/A	120%	-1.0
Roadside Suspension - Drugs (Prov)		N/A	N/A	0	1	N/A	N/A	0.5
Provincial Traffic		N/A	N/A	911	983	N/A	8%	447.0
Other Traffic		N/A	N/A	4	4	N/A	0%	2.0
Criminal Code Traffic		19	12	11	15	-21%	36%	-1.3
Common Police Activities								
False Alarms		N/A	N/A	12	13	N/A	8%	6.5
False/Abandoned 911 Call and 911 Act		N/A	N/A	38	42	N/A	11%	20.5
Suspicious Person/Vehicle/Property		N/A	N/A	57	70	N/A	23%	35.0
Persons Reported Missing		N/A	N/A	3	1	N/A	-67%	0.5
Search Warrants		N/A	N/A	0	1	N/A	N/A	1.0
Spousal Abuse - Survey Code (Reported)		N/A	N/A	45	30	N/A	-33%	-15.0
Form 10 (MHA) (Reported)		N/A	N/A	1	0	N/A	-100%	-1.0



RCMP Provincial Policing Report

Detachment	Olds
Detachment Commander	Sgt. Randy Poon, Acting Detachment Commander
Quarter	Q3
FTE Utilization Plan	2023/24
Date of Report	2024-01-30

Community Consultations

Date	November 30, 2023
Meeting Type	Town Hall
Topics Discussed	Town Hall Crime Prevention Through Environmental Design Presentation and Fraud Prevention Workshop
Notes/Comments	RCMP with Kneehill County Protective Services attended Torrington Community Centre to do a Crime Prevention Through Environmental Design presentation and Fraud Prevention workshop.

Date	November 2023
Meeting Type	Community Connection
Topics Discussed	Charity Hockey Game
Notes/Comments	Planning for a charity hockey game between First Responders and the Olds College Broncos. The event brought together approximately 500 community members and raised close to \$5,000 in support of the Mountainview Emergency Shelter Society.



Community Priorities

<p>Priority 1</p>	<p>Crime Reduction</p>
<p>Current Status & Results</p>	<p>Objective on track. Fewer subjects under judicially imposed conditions for curfew and condition checks. Although no specific warrant round up completed, the 3 month total of arrest warrants executed on par with other quarters. Slow month for proactive and reactive drug investigations with only 1 being reported on.</p>
<p>Priority 2</p>	<p>Be Clear, Accountable and Transparent</p>
<p>Current Status & Results</p>	<p>Objective on track. Consistent efforts to provide visibility and engagement within the Detachment area in Q3. Patrols conducted during school hours to enhance safety and provide awareness. Attendance of Remembrance Day Ceremonies in the Detachment area. Members attended an Emergency Management course conducted by AEMA in Torrington.</p>
<p>Priority 3</p>	<p>Enhance Awareness and Education</p>
<p>Current Status & Results</p>	<p>Objective on track. Two separate presentations to the community on Family Violence and Mental Health and Fraud Preventions presentation to the seniors lodge completed in Q3. Olds College presentation family violence and mental health for surrounding communities. Same presentation completed at the Olds High School.</p>



Priority 4

Enhance Road Safety

Current Status & Results

Objective on track. Organized Checkstops in the area for impaired driving. Continued patrols made in the area for traffic offences. No traffic JFO's were completed with Kneehill County CPO's this quarter.



Crime Statistics¹


The following table provides policing statistics on actual offences within the periods listed. Please see Appendix for additional information and a five-year comparison.

Category	October - December			January - December		
	2022	2023	% Change Year-over-Year	2022	2023	% Change Year-over-Year
Total Criminal Code	72	62	-14%	403	261	-35%
<i>Persons Crime</i>	16	11	-31%	91	51	44%
<i>Property Crime</i>	39	37	-5%	263	165	-37%
<i>Other Criminal Code</i>	17	14	-18%	49	45	-8%
Traffic Offences						
<i>Criminal Code Traffic</i>	7	3	-57%	38	39	3%
<i>Provincial Code Traffic</i>	341	295	-13%	1575	1239	-21%
<i>Other Traffic</i>	0	1		4	3	-25%
CDSA Offences	1	1	0%	10	8	-20%
Other Federal Acts	3	2	-33%	16	12	-25%
Other Provincial Acts	25	20	-20%	111	115	4%
Municipal By-Laws	3	0	-100%	20	10	-50%
Motor Vehicle Collisions	129	148	15%	442	348	-21%

1. Data extracted from a live database (PROS) and is subject to change over time.

Trends/Points of Interest

There is a significant drop in Persons Crime for the 3rd quarter of 31%. Year to year comparison for the months of January to December, shows a large increase in Persons Crime of 44% and a 37% drop in Property Crime. Traffic offences show a drop both in the 3rd quarter and year to year comparison for the months of January to December.



Provincial Police Service Composition Table²

Staffing Category	Established Positions	Working	Soft Vacancies ³	Hard Vacancies ⁴
Police Officers	5	4	1	0
Detachment Support	2	2	0	0

2. Data extracted on December 31, 2023 and is subject to change.

3. Soft Vacancies are positions that are filled but vacant due to maternity/paternity leave, medical leave, etc. and are still included in the overall FTE count.

4. Hard Vacancies reflect positions that do not have an employee attached and need to be filled.

Comments

Police Officers: Of the five established positions, four officers are currently working with one officer on special leave (Medical).

Detachment Support: Of the two established positions, there are two resources working. There are currently no hard vacancies.

Quarterly Financial Drivers



Olds Provincial Detachment Crime Statistics (Actual) Q4: 2019 - 2023

All categories contain "Attempted" and/or "Completed"

January 5, 2024

CATEGORY	Trend	2019	2020	2021	2022	2023	% Change 2019 - 2023	% Change 2022 - 2023	Avg File +/- per Year
Offences Related to Death		0	0	0	0	0	N/A	N/A	0.0
Robbery		2	0	0	0	0	-100%	N/A	-0.4
Sexual Assaults		1	0	2	0	0	-100%	N/A	-0.2
Other Sexual Offences		3	0	1	0	0	-100%	N/A	-0.6
Assault		5	6	8	5	6	20%	20%	0.1
Kidnapping/Hostage/Abduction		0	0	0	1	0	N/A	-100%	0.1
Extortion		0	0	0	0	0	N/A	N/A	0.0
Criminal Harassment		2	0	4	5	1	-50%	-80%	0.3
Uttering Threats		6	2	3	5	4	-33%	-20%	-0.1
TOTAL PERSONS		19	8	18	16	11	-42%	-31%	-0.8
Break & Enter		30	10	7	3	8	-73%	167%	-5.1
Theft of Motor Vehicle		24	9	4	5	4	-83%	-20%	-4.4
Theft Over \$5,000		1	1	0	0	1	0%	N/A	-0.1
Theft Under \$5,000		27	13	7	7	8	-70%	14%	-4.4
Possn Stn Goods		17	12	3	1	0	-100%	-100%	-4.5
Fraud		4	6	11	10	8	100%	-20%	1.2
Arson		0	0	0	0	0	N/A	N/A	0.0
Mischief - Damage To Property		13	8	10	9	5	-62%	-44%	-1.5
Mischief - Other		11	4	3	4	3	-73%	-25%	-1.6
TOTAL PROPERTY		127	63	45	39	37	-71%	-5%	-20.4
Offensive Weapons		2	1	2	5	2	0%	-60%	0.4
Disturbing the peace		3	3	0	0	5	67%	N/A	0.1
Fail to Comply & Breaches		7	2	4	6	1	-86%	-83%	-0.8
OTHER CRIMINAL CODE		2	2	4	6	6	200%	0%	1.2
TOTAL OTHER CRIMINAL CODE		14	8	10	17	14	0%	-18%	0.9
TOTAL CRIMINAL CODE		160	79	73	72	62	-61%	-14%	-20.3



Olds Provincial Detachment Crime Statistics (Actual) Q4: 2019 - 2023

All categories contain "Attempted" and/or "Completed"

January 5, 2024

CATEGORY	Trend	2019	2020	2021	2022	2023	% Change 2019 - 2023	% Change 2022 - 2023	Avg File +/- per Year
Drug Enforcement - Production		0	0	0	0	0	N/A	N/A	0.0
Drug Enforcement - Possession		2	1	2	0	1	-50%	N/A	-0.3
Drug Enforcement - Trafficking		0	4	0	1	0	N/A	-100%	-0.3
Drug Enforcement - Other		0	0	0	0	0	N/A	N/A	0.0
Total Drugs		2	5	2	1	1	-50%	0%	-0.6
Cannabis Enforcement		0	0	1	1	0	N/A	-100%	0.1
Federal - General		1	0	1	1	1	0%	0%	0.1
TOTAL FEDERAL		3	5	4	3	2	-33%	-33%	-0.4
Liquor Act		2	0	2	1	0	-100%	-100%	-0.3
Cannabis Act		11	1	1	0	0	-100%	N/A	-2.3
Mental Health Act		10	17	16	15	9	-10%	-40%	-0.4
Other Provincial Stats		22	24	19	9	11	-50%	22%	-3.7
Total Provincial Stats		45	42	38	25	20	-56%	-20%	-6.7
Municipal By-laws Traffic		0	0	0	1	0	N/A	-100%	0.1
Municipal By-laws		4	5	2	2	0	-100%	-100%	-1.1
Total Municipal		4	5	2	3	0	-100%	-100%	-1.0
Fatals		0	0	0	0	0	N/A	N/A	0.0
Injury MVC		10	8	11	14	12	20%	-14%	1.0
Property Damage MVC (Reportable)		128	82	73	98	117	-9%	19%	-0.6
Property Damage MVC (Non Reportable)		9	9	11	17	19	111%	12%	2.8
TOTAL MVC		147	99	95	129	148	1%	15%	3.2
Roadside Suspension - Alcohol (Prov)		N/A	N/A	N/A	N/A	3	N/A	N/A	N/A
Roadside Suspension - Drugs (Prov)		N/A	N/A	N/A	N/A	0	N/A	N/A	N/A
Total Provincial Traffic		1,104	758	697	341	295	-73%	-13%	-203.5
Other Traffic		3	2	0	0	1	-67%	N/A	-0.6
Criminal Code Traffic		15	9	4	7	3	-80%	-57%	-2.6
Common Police Activities									
False Alarms		7	7	6	2	2	-71%	0%	-1.5
False/Abandoned 911 Call and 911 Act		8	13	6	3	4	-50%	33%	-1.8
Suspicious Person/Vehicle/Property		53	33	20	17	11	-79%	-35%	-10.0
Persons Reported Missing		5	0	0	1	0	-100%	-100%	-0.9
Search Warrants		1	0	0	0	0	-100%	N/A	-0.2
Spousal Abuse - Survey Code (Reported)		9	6	17	7	6	-33%	-14%	-0.5
Form 10 (MHA) (Reported)		0	1	3	2	0	N/A	-100%	0.1



RCMP Provincial Policing Report

Detachment	Three Hills
Detachment Commander	Sgt. Jamie DAY
Quarter	Q3
FTE Utilization Plan	2023/24
Date of Report	2024-01-25

Community Consultations

Date	2023-11-11 8:00:00 PM
Meeting Type	Community Connection
Topics Discussed	Education Session
Notes/Comments	Three Hills Detachment Members attended Remembrance Day ceremonies in Huxley.

Date	2023-11-01 4:15:00 PM
Meeting Type	Meeting with Elected Officials
Topics Discussed	Regular reporting, information sharing
Notes/Comments	RCMP Detachment member met with Kneehill Council member to discuss upcoming RMA.

Date	2023-10-04 2:15:00 PM
Meeting Type	Meeting with Stakeholder(s)
Topics Discussed	Regular reporting, information sharing
Notes/Comments	RCMP Detachment member attended Victim Services quarterly meeting.



Date	2023-11-24 1:00:00 PM
Meeting Type	Meeting with Elected Officials
Topics Discussed	Regular reporting, information sharing
Notes/Comments	RCMP Detachment member attended quarterly PAC meeting with elected officials and stakeholders.

Date	2023-11-08 7:15:00 AM
Meeting Type	Community Connection
Topics Discussed	Education Session
Notes/Comments	Three Hills Detachment member was invited to speak about fraud awareness at Your Ladies breakfast.

Date	2023-11-10 5:20:00 AM
Meeting Type	Community Connection
Topics Discussed	Youth
Notes/Comments	Three Hills Detachment members attended remembrance day ceremonies at the Three Hills school and Prairie Christian Academy.

Date	2023-11-12 1:00:00 PM
Meeting Type	Community Connection
Topics Discussed	Education Session
Notes/Comments	Three Hills Detachment Leadership, Chaplain and Member attended the Three Hills Thrashers hockey game to celebrate remembrance day



Date	2023-11-25 2:00:00 PM
Meeting Type	Community Connection
Topics Discussed	Education Session
Notes/Comments	Three Hills RCMP attended the Three Hills Christmas market to engage in local activities
Date	2023-11-25 3:15:00 AM
Meeting Type	Community Connection
Topics Discussed	Youth
Notes/Comments	Three Hills RCMP members stopped by to engage with local youth at the indoor skate park.
Date	2023-11-25 4:00:00 PM
Meeting Type	Community Connection
Topics Discussed	Education Session
Notes/Comments	Detachment Leadership and Three Hills RCMP Member assisted Prairie Christian Academy with a Lockdown for the school.
Date	2023-11-30 11:00:00 PM
Meeting Type	Community Connection
Topics Discussed	Education Session
Notes/Comments	Three Hills member completed a Presentation to Prairie College Business students on Identity Theft and Ransomware for their Governance and Law topic Protecting against Cyber Crimes unit



Date	2023-12-07 12:30:00 PM
Meeting Type	Meeting with Stakeholder(s)
Topics Discussed	Education Session
Notes/Comments	Three Hills Detachment Leadership and Three Hills Member attended COP meeting.

Date	2023-12-08 1:03:00 PM
Meeting Type	Community Connection
Topics Discussed	Education Session
Notes/Comments	Three Hills RCMP attended the seniors lodge for Christmas tree lighting. Members dressed up as the Grinch and tried to steal Christmas cheer

Date	2023-12-12 6:45:00 PM
Meeting Type	Community Connection
Topics Discussed	Youth
Notes/Comments	Three Hills RCMP members attended Taco Tuesday and served tacos while engaging with staff and students from PCA and Three Hills School.

Date	2023-12-13 6:00:00 PM
Meeting Type	Community Connection
Topics Discussed	Education Session
Notes/Comments	Three Hills RCMP Detachment Commander wanted to gift a part of his Three Hills Winter Gala auction winnings to a local non profit organization . Detachment Commander and Member chose to donate to Lunch with Friends Three Hills.



Date	2023-12-15 8:00:00 PM
Meeting Type	Community Connection
Topics Discussed	Education Session
Notes/Comments	Three Hills RCMP member did a presentation with Rehoboth clients regarding Internet & Phone Scams.

Date	2023-12-19 11:10:00 PM
Meeting Type	Community Connection
Topics Discussed	Regular reporting information sharing
Notes/Comments	Three Hills RCMP members attended a local skating event to engage with local youth. The members refereed a hockey game and handed out some RCMP 150 merchandise.

Date	2023-12-20 4:35:00 PM
Meeting Type	Meeting with Stakeholder(s)
Topics Discussed	Education Session
Notes/Comments	RCMP Detachment leadership met with Kneehill Adult Learning and newcomer services to assist with their services.

Date	2023-12-02 1:40:00 PM
Meeting Type	Community Connection
Topics Discussed	Education Session
Notes/Comments	RCMP Detachment Leadership and Members assisted with Trochu Fire for their annual Food Bank Drive and Host Santa Claus at the Trochu Arboretum.




Date	2023-11-24 9:15:00 PM
Meeting Type	Meeting with Stakeholder(s)
Topics Discussed	Education Session
Notes/Comments	RCMP Detachment Leadership and Members met with the Provincial Crown

Date	2023-11-14 5:30:00 PM
Meeting Type	Meeting with Elected Officials
Topics Discussed	Education Session
Notes/Comments	Three Hills Detachment Leadership met with Red Deer County and other leadership for RDC quarterly meetings .

Date	2023-11-08 5:20:00 AM
Meeting Type	Community Connection
Topics Discussed	Education Session
Notes/Comments	Three Hills RCMP member attended Remembrance Day ceremonies at the Elnora school.

Date	2023-11-12 5:30:00 AM
Meeting Type	Community Connection
Topics Discussed	Education Session
Notes/Comments	Three Hills RCMP member attended Remembrance Day ceremonies in Delburne.



Community Priorities

<p>Priority 1</p>	<p>Mental Health</p>
<p>Current Status & Results</p>	<p>Three Hills RCMP responded to 19 primary MHA calls over this reporting period. Members were also involved with 20 assistance MHA calls (Assist EMS). The members apprehended two from 10 individuals over this reporting period. The detachment continues to feel the impact with form 10 apprehensions due to another member having to take on call to help out with the shortage. NCO continues to meet with the hospital director to ensure there is good communication.</p>
<p>Priority 2</p>	<p>Crime Prevention</p>
<p>Current Status & Results</p>	<p>Three Hills members apprehended 9 individuals on warrants over this reporting period. Bait item is a priority and the Rural Crime member is working with auto theft to obtain an item. Members continue to conduct curfew checks on HOM offenders and completed 2 crime reduction projects over this reporting period which ended with positive results. Detachment received inquiries for the CPTED program which information was passed on. Detachment FB page also provided information about CPTED.</p>
<p>Priority 3</p>	<p>Road Safety</p>
<p>Current Status & Results</p>	<p>Detachment members continue to receive a lot of traffic complaints in the area. NCO i/c has requested members to be more active with traffic duties over the next quarter. Members have conducted check stops over Christmas and continue to focus on impaired drivers nabbing 4 over this reporting period. One of the impaired file was a fail to remain causing death.</p>



Priority 4

Communication/Correspondence with Police

Current Status & Results

NCO continues to provide Mayor/Reeve and Council with Mayor reports. Sub reports collected from OSB also provided to Council. NCO attended PAC and EM meetings over this reporting period. Councils very happy with the crime reduction work and community policing from the Three Hills Detachment. Detachment FB page continues to do well and the NCO i/c has received positive feedback from community members from each community. Two town halls have already been completed for the year.



Crime Statistics¹

The following table provides policing statistics on actual offences within the periods listed. Please see Appendix for additional information and a five-year comparison.


Category	October - December			January - December		
	2022	2023	% Change Year-over-Year	2022	2023	% Change Year-over-Year
Total Criminal Code	241	193	-20%	1,186	1,002	-16%
<i>Persons Crime</i>	76	44	-42%	297	246	-17%
<i>Property Crime</i>	113	115	2%	666	560	-16%
<i>Other Criminal Code</i>	52	34	-35%	223	196	-12%
Traffic Offences						
<i>Criminal Code Traffic</i>	18	23	28%	99	92	-7%
<i>Provincial Code Traffic</i>	139	212	53%	772	964	25%
<i>Other Traffic</i>	2	2	0%	11	8	-27%
CDSA Offences	3	4	33%	26	29	12%
Other Federal Acts	7	9	29%	38	43	13%
Other Provincial Acts	73	98	34%	344	440	28%
Municipal By-Laws	3	7	133%	18	77	328%
Motor Vehicle Collisions	69	85	23%	206	235	14%

1. Data extracted from a live database (PROS) and is subject to change over time.

Trends/Points of Interest

Persons crime trending down

Property crime trending down



Provincial Police Service Composition Table²

Staffing Category	Established Positions	Working	Soft Vacancies ³	Hard Vacancies ⁴
Police Officers	7	6	0	1
Detachment Support	2	2	0	0

2. Data extracted on December 31, 2023 and is subject to change.

3. Soft Vacancies are positions that are filled but vacant due to maternity/paternity leave, medical leave, etc. and are still included in the overall FTE count.

4. Hard Vacancies reflect positions that do not have an employee attached and need to be filled.

Comments

Police Officers: Of the seven established positions, there are six officers working. There is currently one hard vacancy.

Detachment Support: Of the two established positions, two resources are working.

Quarterly Financial Drivers



Three Hills Provincial Detachment

Crime Statistics (Actual)

Q4: 2019 - 2023

All categories contain "Attempted" and/or "Completed"

January 5, 2024

CATEGORY	Trend	2019	2020	2021	2022	2023	% Change 2019 - 2023	% Change 2022 - 2023	Avg File +/- per Year
Drug Enforcement - Production		0	0	0	0	0	N/A	N/A	0.0
Drug Enforcement - Possession		0	0	3	1	2	N/A	100%	0.5
Drug Enforcement - Trafficking		2	1	1	2	2	0%	0%	0.1
Drug Enforcement - Other		0	0	0	0	0	N/A	N/A	0.0
Total Drugs		2	1	4	3	4	100%	33%	0.6
Cannabis Enforcement		1	3	1	3	1	0%	-67%	0.0
Federal - General		0	0	2	1	4	N/A	300%	0.9
TOTAL FEDERAL		3	4	7	7	9	200%	29%	1.5
Liquor Act		1	2	5	7	5	400%	-29%	1.3
Cannabis Act		0	1	0	0	1	N/A	N/A	0.1
Mental Health Act		27	16	33	27	32	19%	19%	2.1
Other Provincial Stats		20	29	41	39	60	200%	54%	9.0
Total Provincial Stats		48	48	79	73	98	104%	34%	12.5
Municipal By-laws Traffic		1	3	0	1	1	0%	0%	-0.2
Municipal By-laws		1	8	1	2	6	500%	200%	0.4
Total Municipal		2	11	1	3	7	250%	133%	0.2
Fatals		0	0	0	0	0	N/A	N/A	0.0
Injury MVC		1	16	4	1	9	800%	800%	0.1
Property Damage MVC (Reportable)		53	44	73	55	61	15%	11%	2.7
Property Damage MVC (Non Reportable)		8	12	1	13	15	88%	15%	1.5
TOTAL MVC		62	72	78	69	85	37%	23%	4.3
Roadside Suspension - Alcohol (Prov)		N/A	N/A	N/A	N/A	2	N/A	N/A	N/A
Roadside Suspension - Drugs (Prov)		N/A	N/A	N/A	N/A	1	N/A	N/A	N/A
Total Provincial Traffic		220	194	213	139	212	-4%	53%	-7.1
Other Traffic		3	5	4	2	2	-33%	0%	-0.5
Criminal Code Traffic		20	16	46	18	23	15%	28%	0.8
Common Police Activities									
False Alarms		9	7	10	12	5	-44%	-58%	-0.3
False/Abandoned 911 Call and 911 Act		10	3	0	1	0	-100%	-100%	-2.2
Suspicious Person/Vehicle/Property		29	9	4	4	7	-76%	75%	-4.9
Persons Reported Missing		1	3	2	6	1	0%	-83%	0.3
Search Warrants		4	2	1	8	0	-100%	-100%	-0.2
Spousal Abuse - Survey Code (Reported)		29	35	31	31	25	-14%	-19%	-1.2
Form 10 (MHA) (Reported)		0	2	3	2	2	N/A	0%	0.4




Three Hills Provincial Detachment Crime Statistics (Actual) Q4: 2019 - 2023

All categories contain "Attempted" and/or "Completed"

January 5, 2024

CATEGORY	Trend	2019	2020	2021	2022	2023	% Change 2019 - 2023	% Change 2022 - 2023	Avg File +/- per Year
Offences Related to Death		0	0	0	0	0	N/A	N/A	0.0
Robbery		0	0	0	3	0	N/A	-100%	0.3
Sexual Assaults		2	2	1	4	3	50%	-25%	0.4
Other Sexual Offences		4	0	1	3	0	-100%	-100%	-0.5
Assault		32	12	18	42	16	-50%	-62%	-0.2
Kidnapping/Hostage/Abduction		0	0	0	0	1	N/A	N/A	0.2
Extortion		0	0	0	3	1	N/A	-67%	0.5
Criminal Harassment		5	8	3	8	11	120%	38%	1.2
Uttering Threats		9	4	12	13	12	33%	-8%	1.5
TOTAL PERSONS		52	26	35	76	44	-15%	-42%	3.4
Break & Enter		11	16	22	26	20	82%	-23%	2.8
Theft of Motor Vehicle		14	8	6	7	7	-50%	0%	-1.5
Theft Over \$5,000		6	3	6	1	3	-50%	200%	-0.8
Theft Under \$5,000		23	32	17	29	32	39%	10%	1.5
Possn Stn Goods		5	1	16	9	7	40%	-22%	1.2
Fraud		22	11	21	11	16	-27%	45%	-1.2
Arson		1	1	0	1	1	0%	0%	0.0
Mischief - Damage To Property		18	20	13	25	23	28%	-8%	1.5
Mischief - Other		15	0	1	4	6	-60%	50%	-1.4
TOTAL PROPERTY		115	92	102	113	115	0%	2%	2.1
Offensive Weapons		2	4	5	3	4	100%	33%	0.3
Disturbing the peace		2	7	1	4	5	150%	25%	0.3
Fail to Comply & Breaches		24	14	37	38	14	-42%	-63%	0.4
OTHER CRIMINAL CODE		7	7	8	7	11	57%	57%	0.8
TOTAL OTHER CRIMINAL CODE		35	32	51	52	34	-3%	-35%	1.8
TOTAL CRIMINAL CODE		202	150	188	241	193	-4%	-20%	7.3




RCMP Provincial Policing Report

Detachment	Beiseker Provincial - Kneehill County
Detachment Commander	Insp. Lauren WEARE
Quarter	Q3
FTE Utilization Plan	2023/24
Date of Report	2024-02-07

Community Consultations

Date	2023-12-14
Meeting Type	Meeting with Stakeholder(s)
Topics Discussed	General Discussion
Notes/Comments	NCOi/c attended Linden Village office to meet CAO



Community Priorities

<p>Priority 1</p>	<p>Crime Reduction - Project AirOW</p>
<p>Current Status & Results</p>	<p>Airdrie / Beiseker integrated Rural using Project AirOW have been monitoring 4 subjects in the rural area - 2 of these subjects were added in December.</p> <p>One of the subjects was removed in November.</p> <p>There have been approximately 25 checks on these subjects.</p> <p>Compliance checks have revealed no breaches of conditions.</p>
<p>Priority 2</p>	<p>Community Engagement</p>
<p>Current Status & Results</p>	<p>Members work to maintain an increased visibility and accessibility in the County. The Rural Sgt. meets regularly with the Linden CAO. The relationship remains strong with excellent communication.</p> <p>Members attended Remembrance Day Ceremony for the 3 communities held in Acme - 2 Red Serge members attended.</p>
<p>Priority 3</p>	<p>Road Safety</p>
<p>Current Status & Results</p>	<p>Members working with the Airdrie / Beiseker detachment area conduct regular patrols and enforce traffic laws as applicable. In this quarter there have been at least 87 traffic enforcement activities which include tickets and warnings.</p> <p>21 checkstops were conducted in the various areas/communities of the detachment area</p> <p>There were also 4 scheduled enhanced overtime shifts which were planned to have added traffic/impaired enforcement in the rural areas. Each shift was to have 2 members on shift who would lead the rest of the members in conducting additional enforcement and checkstops. Two of these shifts had to be re-deployed due to operational pressures - first with manpower shortage and the other due a need to supplement resources on an aggravated sexual assault investigation. The other two went off as planned and resulted in numerous checkstops being conducted along with supplementing the watch and addition traffic enforcement and high visibility patrols.</p>



Crime Statistics¹


The following table provides policing statistics on actual offences within the periods listed. Please see Appendix for additional information and a five-year comparison.

Category	October - December			January - December		
	2022	2023	% Change Year-over-Year	2022	2023	% Change Year-over-Year
Total Criminal Code	55	57	4%	329	281	-15%
<i>Persons Crime</i>	15	10	-33%	78	53	-32%
<i>Property Crime</i>	39	37	-5%	218	194	-11%
<i>Other Criminal Code</i>	1	10	900%	33	34	3%
Traffic Offences						
<i>Criminal Code Traffic</i>	2	5	150%	9	13	44%
<i>Provincial Code Traffic</i>	77	48	-38%	425	285	-33%
<i>Other Traffic</i>	0	0	N/A	1	2	100%
CDSA Offences	0	0	N/A	3	2	-33%
Other Federal Acts	0	0	N/A	4	4	0%
Other Provincial Acts	25	19	-24%	119	103	-13%
Municipal By-Laws	2	7	250%	10	12	20%
Motor Vehicle Collisions	71	42	-41%	168	147	-13%

1. Data extracted from a live database (PROS) and is subject to change over time.

Trends/Points of Interest

Crime stats noted above are reflective of totals in the Provincial service area for the Beiseker Detachment and indicate a decrease in persons crime which is confirmed by Kneehill County (KHC) specific stats. The above noted stats correctly indicate a decrease in property crime but actual KHC specific stats indicate a more substantial decrease than what is noted above.



Provincial Police Service Composition Table²

Staffing Category	Established Positions	Working	Soft Vacancies ³	Hard Vacancies ⁴
Police Officers	5	4	1	0
Detachment Support	2	1	0	1

2. Data extracted on December 31, 2023 and is subject to change.

3. Soft Vacancies are positions that are filled but vacant due to maternity/paternity leave, medical leave, etc. and are still included in the overall FTE count.

4. Hard Vacancies reflect positions that do not have an employee attached and need to be filled.

Comments

Police Officers: Of the five established positions, four officers are currently working with one officer on special leave (Medical).

Detachment Support: Of the two established positions, one resource is currently working with staffing processes ongoing to fill the vacancy. Workload has been re-aligned among Beiseker and Airdrie PSEs.

Quarterly Financial Drivers

Kneehill County - Beiseker Detachment
Crime Statistics (Actual)
January to December: 2020 - 2023

All categories contain "Attempted" and/or "Completed"

January 10, 2024

CATEGORY	Trend	2020	2021	2022	2023	% Change 2020 - 2023	% Change 2022 - 2023	Avg File +/- per Year
Drug Enforcement - Production		0	0	0	0	N/A	N/A	0.0
Drug Enforcement - Possession		5	0	0	0	-100%	N/A	-1.5
Drug Enforcement - Trafficking		0	0	0	3	N/A	N/A	0.9
Drug Enforcement - Other		0	0	0	0	N/A	N/A	0.0
Total Drugs		5	0	0	3	-40%	N/A	-0.6
Cannabis Enforcement		1	1	0	0	-100%	N/A	-0.4
Federal - General		2	3	0	0	-100%	N/A	-0.9
TOTAL FEDERAL		8	4	0	3	-63%	N/A	-1.9
Liquor Act		N/A	N/A	0	1	N/A	N/A	0.0
Cannabis Act		N/A	N/A	0	0	N/A	N/A	-0.2
Mental Health Act		N/A	N/A	19	25	N/A	32%	6.0
Other Provincial Stats		N/A	N/A	30	14	N/A	-53%	1.4
Total Provincial Stats		N/A	N/A	49	40	N/A	-18%	7.2
Municipal By-laws Traffic		N/A	N/A	0	2	N/A	N/A	0.6
Municipal By-laws		N/A	N/A	3	5	N/A	67%	0.4
Total Municipal		N/A	N/A	3	7	N/A	133%	1.0
Fatals		0	1	1	2	N/A	100%	0.6
Injury MVC		4	10	10	3	-25%	-70%	-0.3
Property Damage MVC (Reportable)		25	39	42	31	24%	-26%	2.1
Property Damage MVC (Non Reportable)		N/A	N/A	6	8	N/A	33%	0.7
TOTAL MVC		N/A	N/A	59	44	N/A	-25%	3.1
Roadside Suspension - Alcohol (Prov)		N/A	N/A	3	0	N/A	-100%	0.3
Roadside Suspension - Drugs (Prov)		N/A	N/A	0	0	N/A	N/A	0.0
Total Provincial Traffic		N/A	N/A	117	73	N/A	-38%	-40.1
Other Traffic		N/A	N/A	0	1	N/A	N/A	-0.1
Criminal Code Traffic		6	1	5	3	-50%	-40%	-0.5
Common Police Activities								
False Alarms		N/A	N/A	16	21	N/A	31%	0.2
False/Abandoned 911 Call and 911 Act		N/A	N/A	6	17	N/A	183%	3.3
Suspicious Person/Vehicle/Property		N/A	N/A	41	32	N/A	-22%	-2.3
Persons Reported Missing		N/A	N/A	1	2	N/A	100%	0.3
Search Warrants		N/A	N/A	0	0	N/A	N/A	0.0
Spousal Abuse - Survey Code (Reported)		N/A	N/A	29	13	N/A	-55%	-16.0
Form 10 (MHA) (Reported)		N/A	N/A	4	4	N/A	0%	0.0

Kneehill County - Beiseker Detachment
Crime Statistics (Actual)
January to December: 2020 - 2023

All categories contain "Attempted" and/or "Completed"

January 10, 2024

CATEGORY	Trend	2020	2021	2022	2023	% Change 2020 - 2023	% Change 2022 - 2023	Avg File +/- per Year
Offences Related to Death		0	0	0	1	N/A	N/A	0.3
Robbery		0	0	0	0	N/A	N/A	0.0
Sexual Assaults		2	2	2	1	-50%	-50%	-0.3
Other Sexual Offences		1	0	1	0	-100%	-100%	-0.2
Assault		8	11	14	11	38%	-21%	1.2
Kidnapping/Hostage/Abduction		0	0	0	0	N/A	N/A	0.0
Extortion		0	0	1	0	N/A	-100%	0.1
Criminal Harassment		3	4	10	3	0%	-70%	0.6
Uttering Threats		14	2	5	7	-50%	40%	-1.8
TOTAL PERSONS		28	19	33	23	-18%	-30%	-0.1
Break & Enter		12	8	14	13	8%	-7%	0.9
Theft of Motor Vehicle		6	3	10	10	67%	0%	1.9
Theft Over \$5,000		6	2	4	3	-50%	-25%	-0.7
Theft Under \$5,000		25	15	34	18	-28%	-47%	-0.2
Possn Stn Goods		6	2	1	1	-83%	0%	-1.6
Fraud		14	13	11	4	-71%	-64%	-3.2
Arson		2	1	0	0	-100%	N/A	-0.7
Mischief - Damage To Property		15	11	19	12	-20%	-37%	-0.1
Mischief - Other		4	8	4	10	150%	150%	1.4
TOTAL PROPERTY		90	63	97	71	-21%	-27%	-2.3
Offensive Weapons		1	0	1	0	-100%	-100%	-0.2
Disturbing the peace		1	2	3	7	600%	133%	1.9
Fail to Comply & Breaches		1	3	2	5	400%	150%	1.1
OTHER CRIMINAL CODE		6	4	2	1	-83%	-50%	-1.7
TOTAL OTHER CRIMINAL CODE		9	9	8	13	44%	63%	1.1
TOTAL CRIMINAL CODE		127	91	138	107	-16%	-22%	-1.3