

May 15th, 2024

Inspector Lauren Weare
Officer in Charge
Airdrie/Beiseker, Alberta

Dear Mayor and Council,

Please find the quarterly Community Policing Report attached that covers the January 1st to March 31st, 2024 reporting period. The attached report serves to provide a quarterly snapshot of the human resources, financial data and crime statistics for Kneehill County.

I would also like to introduce you to Deputy Commissioner Rob Hill, the new Commanding Officer of the Alberta RCMP. Deputy Commissioner Hill has had a diverse and wide-ranging RCMP career, spanning from the Prairies to the Arctic, with positions along the way that have included Drug Section in Winnipeg and as the former Detachment Commander of Stony Plain (now amalgamated in to Parkland). With public safety as the beacon guiding our operations, Deputy Commissioner Hill is focussed on community engagement; Reconciliation; employee wellness; and recruiting new police officers and retention. Deputy Commissioner Hill is proud to lead your Alberta RCMP and looks forward to meeting you in the future.

Your ongoing engagement and the feedback you provide guides our Detachment team, and supports the reinforcement of your policing priorities. I always remain available to discuss your community-identified policing priorities and/or any ideas you may have that will enhance our service delivery to address the priorities that are important to you. As the Chief of Police for your community, I invite you to contact me should you have any questions or concerns.

Lauren Weare

Inspector Lauren Weare (M.O.M.)
Officer in Charge
Airdrie/Beiseker Detachments



RCMP Provincial Policing Report

Detachment Information

Name of Detachment

Beiseker Provincial - Kneehill County

Name of Detachment Commander

Insp. Lauren WEARE

Quarter

Q4

Date of Report (yyyy-mm-dd)

2024-05-15

FTE Utilization Plan

2023/24

Select Type of Policing Report

Municipal Policing Report Under

Municipal Policing Report Over

PPSA

Coaldale

Community Consultations

Consultation No. 1

Date (yyyy-mm-dd)

2024-02-02

Meeting Type

Community Connection

Topics Discussed (this field expands)

Community event

Notes /Comments (this field expands)

2 Beiseker Members attended the Linden COP wrap up party in Three Hills and presented the COP president with a certificate.

Consultation No. 2

Date (yyyy-mm-dd)

2024-02-26

Meeting Type

Meeting with Elected Officials

Topics Discussed (this field expands)

Regular reporting and Information sharing

Notes /Comments (this field expands)

NCO i/c attended and presented Quarterly report at Village Council meeting

Consultation No. 3

Date (yyyy-mm-dd)

2024-03-04

Meeting Type

Town Hall

Topics Discussed (this field expands)

Policing Priorities and Initiatives

Notes /Comments (this field expands)

Town Hall Meeting Hosted at RVC and Virtually for all communities served by the Integrated Rural Unit.


Consultation No. 4

Date (yyyy-mm-dd)

2024-03-12

Meeting Type

Meeting with Elected Officials




Topics Discussed (this field expands)

Regular reporting and information sharing

Notes /Comments (this field expands)

NCOi/c along with Commanders from neighboring detachments attended and presented at the Kneehill County Council Meeting



Community Priorities

Priority No. 1

Priority (this field expands)

Crime Reduction - Project AirOW

Current Status and Results (this field expands)

Airdrie / Beiseker integrated Rural using Project AirOW have been monitoring 5 subjects in the rural area - 4 of these subjects were added during the reporting period.

One of the subjects has relocated to another detachment area during the reporting period and another of the subjects spent a portion of the reporting period in Custody.

There have been approximately 36 checks on these subjects.

Compliance checks have revealed no breaches of conditions.

Priority No. 2

Priority (this field expands)

Community Engagement

Current Status and Results (this field expands)

Members work to maintain an increased visibility and accessibility in Beiseker. The Rural Sgt. meets regularly with Community Staff and the CPOs. The relationships remain strong with excellent communication.

2 Beiseker Members attended the Linden COP wrap up party and presented COP president with a certificate recognizing service in relation to a significant event in the community which occurred before Christmas.

NCOi/c IRU took part in the Kneehill County Council meeting along with Commanders from Three Hills, Olds and Drumheller. General discussion on priorities and initiatives in support of those priorities. This was the first meeting of this sort for this detachment and the council was given details on the current status and operation of the Airdrie/Beiseker IRU.

Airdrie/Beiseker Detachment Leadership presented at the RCMP Rural Town Hall meeting which was hosted in person at the Rocky View County Council Chambers and simultaneously held virtually so that residents from all communities could participate.

Priority No. 3


Priority (this field expands)

Road Safety

Current Status and Results (this field expands)

Members working with the Airdrie / Beiseker detachment area conduct regular patrols and enforce traffic laws as applicable. In this quarter there have been at least 44 traffic enforcement activities which include tickets and warnings.

3 check stops were conducted in the various areas/communities of the detachment area and there 7 Impaired driving driving related investigations resulting in either suspension or Impaired sanctions.



Crime Statistics¹


The following table provides policing statistics on actual offences within the periods listed. Please see Appendix for additional information and a five-year comparison.

Category	January - March			January - December		
	2023	2024	% Change Year-over-Year	2022	2023	% Change Year-over-Year
Persons Crime	15	19	27.00%	78	53	-32.00%
Property Crime	45	39	-13.00%	218	194	-11.00%
Other Criminal Code	11	14	27.00%	33	34	3.00%
Total Criminal Code	71	72	1.00%	329	281	-15.00%
Drugs Offences	1	1	0.00%	3	2	-33.00%
Other Federal Acts	1	1	0.00%	4	4	0.00%
Other Provincial Acts	22	15	-32.00%	119	103	-13.00%
Municipal By-Laws	1	1	0.00%	10	12	20.00%
Motor Vehicle Collisions	43	27	-37.00%	168	147	-12.00%
Provincial Code Traffic	74	39	-47.00%	425	285	-33.00%
Other Traffic	0	0		1	2	100.00%
Criminal Code Traffic	4	3	-25.00%	9	13	44.00%
Total Traffic Offences	78	42	-46.00%	435	300	-31.00%

¹Data extracted from a live database (PROS) and is subject to change over time.

Trend / Points of Interest (this field expands)

Crime stats noted above are reflective of totals in the Provincial service area for the Beiseker Detachment and indicate an increase in persons crime. Actual Kneehill County specific stats indicate a marginal decrease in persons crime. Kneehill County specific stats indicate that property crime has decreased marginally.



Provincial Service Composition²

Staffing Category	Established Positions	Working	Soft Vacancies ³	Hard Vacancies ⁴
Police Officers	5	4	1	0
Detachment Support	2	1	1	0

2. Data extracted on March 31, 2024 and is subject to change.


3. Soft Vacancies are positions that are filled but vacant due to maternity/paternity leave, medical leave, etc. and are still included in the overall FTE count.

4. Hard Vacancies reflect positions that do not have an employee attached and need to be filled.

Comments (this field expands)

Police Officers: Of the five established positions, four officers are currently working. There is one officer on special leave (Medical).

Detachment Support: Of the two established positions, one resource is currently working. There is one resource on special leave (Leave without Pay). Staffing actions underway for a TERM position for the leave without pay soft vacancy.



RCMP Provincial Policing Report

Detachment Information

Name of Detachment

Three Hills

Name of Detachment Commander

Sgt. Jamie DAY

Quarter

Q4

Date of Report (yyyy-mm-dd)

2024-04-24

FTE Utilization Plan

2023/24

Select Type of Policing Report

- Municipal Policing Report Under
 Municipal Policing Report Over
 PPSA
 Coaldale

Community Consultations

Consultation No. 1

Date (yyyy-mm-dd)

2024-01-10

Meeting Type

Meeting with Elected Officials

Topics Discussed (this field expands)

Education Session, Crime Reduction Initiatives, Annual Planning

Notes /Comments (this field expands)

NCO i/c shared Three Hills OSB crime stats with mayor/Reeve and councils from each area

Consultation No. 2

Date (yyyy-mm-dd)

2024-01-19

Meeting Type

Meeting with Elected Officials

Topics Discussed (this field expands)

Education Session, Crime Reduction Initiatives, Persons Crimes

Notes /Comments (this field expands)

Member attended COP meeting

Consultation No. 3

Date (yyyy-mm-dd)

2024-01-24

Meeting Type


Community Connection

Topics Discussed (this field expands)

Mental Health

Notes /Comments (this field expands)

NCO i/c and Members at staff from the Three Hills participated in mental health awareness and shared it to the Detachment FB page.



Consultation No. 4

Date (yyyy-mm-dd) Meeting Type
2024-02-23 Meeting with Stakeholder(s)

Topics Discussed (this field expands)
Education Session, Crime Reduction Initiatives, Regular reporting information sharing

Notes /Comments (this field expands)
Three Hills Detachment Commander attended Police Advisory Meeting and presented quarterly police report .

Consultation No. 5

Date (yyyy-mm-dd) Meeting Type
2024-03-06 Meeting with Stakeholder(s)

Topics Discussed (this field expands)
Education Session, Victim Services, Regular reporting information sharing

Notes /Comments (this field expands)
NCO i/c attended quarterly VSU meeting

Consultation No. 6

Date (yyyy-mm-dd) Meeting Type
2024-03-12 Meeting with Elected Officials

Topics Discussed (this field expands)
Regular reporting information sharing, Education Session, Annual Planning

Notes /Comments (this field expands)
NCO i/c attended council meeting to discuss 2024-2025 APP priorities. 2024-03-12: Trochu, Kneehill County, Village of Delburne. 2024-03-13: Village of Elnora. 2024-03-25: Three Hills.

Consultation No. 7


Date (yyyy-mm-dd) Meeting Type
2024-03-13 Community Connection

Topics Discussed (this field expands)
Youth, Crime Reduction Initiatives

Notes /Comments (this field expands)
Three Hills NCO i/c provided a police escort around town for the high school girls basketball team to help celebrate their success and to send them off to Provincials

Consultation No. 8

Date (yyyy-mm-dd) Meeting Type
2024-03-14 Community Connection



Topics Discussed (this field expands)

Education Session, Crime Reduction Initiatives

Notes /Comments (this field expands)

NCO i/c attended Council community event to talk about Fraud prevention

Consultation No. 9

Date (yyyy-mm-dd)

Meeting Type

2024-03-18

Community Connection

Topics Discussed (this field expands)

Education Session, Youth

Notes /Comments (this field expands)

NCO i/c attended Trochu School and delivered a presentation about the upcoming RCMP Youth Academy to grades 7 - 12

Consultation No. 10

Date (yyyy-mm-dd)

Meeting Type

2024-03-22

Meeting with Stakeholder(s)

Topics Discussed (this field expands)

Education session, Annual Planning, Regular reporting information sharing

Notes /Comments (this field expands)

NCO i/c attended Red Deer County for a Tabletop Exercise

Consultation No. 11

Date (yyyy-mm-dd)

Meeting Type

2024-03-24


Community Connection

Topics Discussed (this field expands)

Education Session, Crime Reduction Initiatives, Youth

Notes /Comments (this field expands)

Three Hills RCMP participated in the Three Hills First Responders Hockey Game. Three Hills member organized the event to raise money for a youth community centre. Event raised over \$17,000 for new youth centre in Three Hills.



Community Priorities

Priority No. 1

Priority (this field expands)
Mental Health

Current Status and Results (this field expands)

Three Hills RCMP received 15 primary MHA files and 1 assist EMS MHA file over this reporting period. One person was apprehended under form 10 and transported to a designated facility. 1 RPACT referral was completed for follow up. NCO i/c has continued a close relationship with the local hospital due to a past history issues with hospital staff and members. No form 8's were received over this reporting period.

Priority No. 2

Priority (this field expands)
Crime Prevention

Current Status and Results (this field expands)

Three Hills Members continue to be active with apprehending individuals on outstanding warrants. Three Hills NCO i/c requested members to focus on some of their traffic duties. This in return increased in a number of warrant apprehensions. Three Hills assisted Drumheller GIS with one of their crime reduction projects which lead to individuals being charged. Bait items continue to be an issue to obtain. Members are completing curfew checks. CPTED is posted on the Detachments FB page.

Priority No. 3

Priority (this field expands)
Road Safety

Current Status and Results (this field expands)

NCO i/c requested members to increase their traffic duties with the decrease in calls. This has show an increase in traffic tickets and alcohol related offences.

Priority No. 4

Priority (this field expands)
Communication/Correspondence with Police

Current Status and Results (this field expands)

Three Hills has an excellent relationships with its stakeholders. Members and staff are well reported on communities policed by the Three Hills RCMP. Councils are happy with the reporting and NCO i/c met with each Council to end this years APP with an update on the progress. Councils very happy with the community engagement from the Detachment.




Crime Statistics¹

The following table provides policing statistics on actual offences within the periods listed. Please see Appendix for additional information and a five-year comparison.

Category	January - March			January - December		
	2023	2024	% Change Year-over-Year	2022	2023	% Change Year-over-Year
Persons Crime	69	43	-38.00%	297	246	-17.00%
Property Crime	129	99	-23.00%	666	560	-16.00%
Other Criminal Code	59	39	-34.00%	223	196	-12.00%
Total Criminal Code	257	181	-30.00%	1,186	1,002	-16.00%
Drugs Offences	11	3	-73.00%	26	29	12.00%
Other Federal Acts	16	5	-69.00%	38	43	13.00%
Other Provincial Acts	102	82	-20.00%	344	440	28.00%
Municipal By-Laws	6	15	150.00%	18	77	328.00%
Motor Vehicle Collisions	56	51	-9.00%	206	235	14.00%
Provincial Code Traffic	249	298	20.00%	772	964	25.00%
Other Traffic	3	1	-67.00%	11	8	-27.00%
Criminal Code Traffic	25	15	-40.00%	99	92	-7.00%
Total Traffic Offences	277	314	13.00%	882	1,064	21.00%

¹Data extracted from a live database (PROS) and is subject to change over time.

Trend / Points of Interest (this field expands)



Provincial Service Composition²

Staffing Category	Established Positions	Working	Soft Vacancies ³	Hard Vacancies ⁴
Police Officers	7	5	0	2
Detachment Support	2	2	0	0

2. Data extracted on March 31, 2024 and is subject to change.

3. Soft Vacancies are positions that are filled but vacant due to maternity/paternity leave, medical leave, etc. and are still included in the overall FTE count.

4. Hard Vacancies reflect positions that do not have an employee attached and need to be filled.

Comments (this field expands)

Police Officers: Of the seven established positions, five officers are currently working with none on special leave. There are two hard vacancies at this time.

Detachment Support: Of the two established positions, two resources are currently working. There is no hard vacancy at this time.



RCMP Provincial Policing Report

Detachment Information

Name of Detachment

Drumheller

Name of Detachment Commander

S/Sgt. Robert HARMS

Quarter

Q4

Date of Report (yyyy-mm-dd)

2024-05-03

FTE Utilization Plan

2023/24

Select Type of Policing Report

Municipal Policing Report Under

Municipal Policing Report Over

PPSA

Coaldale

Community Consultations

Consultation No. 1

Date (yyyy-mm-dd)

2024-01-10

Meeting Type

Community Connection

Topics Discussed (this field expands)

Youth, Regular reporting information sharing

Notes /Comments (this field expands)

Member attended Carbon School for updates with school staff and interact with students. 2nd visit on 2024-02-12.

Consultation No. 2

Date (yyyy-mm-dd)

2024-01-18

Meeting Type

Meeting with Stakeholder(s)

Topics Discussed (this field expands)

Annual Planning, Crime Reduction Initiatives

Notes /Comments (this field expands)

Members met with the Drumheller Rural Crime Watch Group for updates, information sharing, and consultation regarding next years Detachment Priorities.

Consultation No. 3

Date (yyyy-mm-dd)

2024-01-26

Meeting Type

Meeting with Stakeholder(s)

Topics Discussed (this field expands)

Annual Planning, Crime Reduction Initiatives

Notes /Comments (this field expands)

Members attended the Drumheller COP meeting for updates, information sharing and consultation regarding next years detachment priorities.



Consultation No. 4

Date (yyyy-mm-dd) **Meeting Type**
2024-02-08 Town Hall

Topics Discussed (this field expands)

Regular reporting information sharing, Annual Planning, Education Session

Notes /Comments (this field expands)

Detachment attended and held a Town Hall Meeting with the public of Delia and surrounding areas. Included Public Consultation regarding Detachment Priority setting.

Consultation No. 5

Date (yyyy-mm-dd) **Meeting Type**
2024-02-14 Town Hall

Topics Discussed (this field expands)

Regular reporting information sharing, Annual Planning, Education Session

Notes /Comments (this field expands)

5 Members and staff held and facilitated a Town Hall Meeting with the public. Meeting included updates, Q & A, and public consultation regarding setting new Detachment Priorities.

Consultation No. 6

Date (yyyy-mm-dd) **Meeting Type**
2024-02-19 Community Connection

Topics Discussed (this field expands)

Education Session

Notes /Comments (this field expands)

2 Members attended the Drumheller Dragons hockey Skills Competition and provided radar services for slap shot competition.

Consultation No. 7

Date (yyyy-mm-dd) **Meeting Type**
2024-02-28 Community Connection

Topics Discussed (this field expands)

Youth, Crime Reduction Initiatives

Notes /Comments (this field expands)

A member attended Carbon School and did presentation on bullying.

Consultation No. 8

Date (yyyy-mm-dd) **Meeting Type**
2024-03-11 Community Connection



Topics Discussed (this field expands)

Education Session, Crime Reduction Initiatives, Youth

Notes /Comments (this field expands)

A member attended the Morrin school and gave a presentation of on-line safety.

Consultation No. 9

Date (yyyy-mm-dd)

Meeting Type

2024-03-12

Meeting with Elected Officials

Topics Discussed (this field expands)

Regular reporting information sharing, Annual Planning, Education Session

Notes /Comments (this field expands)

Detachment Commander from Drumheller, along with Commanders from other detachments (3), met with Kneehill County Council to discuss Q3 2023 2024 Report, consultation for setting new detachment priorities, and general updates and Q&A.

Consultation No. 10

Date (yyyy-mm-dd)

Meeting Type

2024-03-12

Meeting with Stakeholder(s)

Topics Discussed (this field expands)

Education Session, Regular reporting information sharing, Family Violence

Notes /Comments (this field expands)

Detachment Commander and 3 members attended the Drumheller VSU Launch and Learn; presented on domestic violence and Q&A.

Consultation No. 11

Date (yyyy-mm-dd)

Meeting Type

2024-03-18

Meeting with Stakeholder(s)

Topics Discussed (this field expands)

Regular reporting information sharing, Education Session

Notes /Comments (this field expands)

Detachment Commander met with the regional Chief Deputy Crown Prosecutor for general update and information sharing. Also included discussion about potential joint meetings with elected officials.



Community Priorities

Priority No. 1

Priority (this field expands)

Property Crime - Crime Reduction

Current Status and Results (this field expands)

The detachment observed mixed results in Q4 and ultimately with year end results. In Q4, an impressive 389 compliance checks were done on persons bound by court conditions but the total year end results fell short of the annual target; this was because the annual target was set unrealistically high; the detachment completed an impressive 1044 checks in the fiscal year. Fraud awareness and Operation Street Sweeps also fell short of targets and is due to personnel issues and operational challenges in Q4. Property Crime initiatives far exceeded the annual target. For the most part, the Detachment Commander is satisfied with the overall results in this category.

- * Compliance Checks/monitoring of prolific offenders: 389 QTD & 1044 YTD. Annual Target is 1800 (Did not meet target).
- * Fraud Awareness Presentations: 0 QTD & 5 YTD. Annual Target is 6 (Did not meet target).
- * Property Crime Proactive Initiatives: 1 QTD & 27 YTD. Annual Target is 6 (Met target).
- * Operation Street Sweep / Suppression: 0 QTD & 3 YTD. Annual Target is 4 (Did not meet target).

Priority No. 2

Priority (this field expands)

Community Engagement - Visibility, Transparency, and Engagement

Current Status and Results (this field expands)

Mostly positive results were achieved in this category with both Q4 and year end results including exceeding the annual targets for number of Town Hall meetings, Media Releases and Public events. The annual target for Mocha with a Mountie was not achieved due to personnel issues and police operations conflicting with schedules and ability to hold these. The Detachment Commander is satisfied with the overall results in this category.

- * Town Hall Meetings: 2 QTD & 5 YTD. Annual Target is 4 (Met target).
- * Media Releases: 10 QTD & 73 YTD. Annual Target is 20 (Met target).
- * Red Serge and Public Appearances: 2 QTD & 22 YTD. Annual target is 10 (Met target).
- * Mocha with a Mountie: 1 QTD & 4 YTD. Annual Target is 6 (Did not meet target).

Priority No. 3

Priority (this field expands)

Substance Abuse - Drug

Current Status and Results (this field expands)

The detachment has performed well in this category and has surpassed the year end target goals in all initiatives. The detachment continues to excel in proactive drug investigations and the partnership with the Drumheller Correctional Service of Canada has strengthened it's quantity of drug seizures and investigations. The Drumheller GIS unit has assisted other members in learning to write judicial authorizations in relation to CDSA investigations. Cst. Lajeunesse instructed to 4 Hutterite colonies with a focus on drug awareness. Cst. Clarry provided a drug



awareness lecture to Morrin School.

* Drug Enforcement Operations: 28 QTD & 106 YTD. Annual Target is 100 (Met target).

* Drug Training Exposures of members: 20 QTD & 105 YTD. Annual Target is 40 (Met target).

* Drug Awareness Presentations: 4 QTD & 12 YTD. Annual Target is 8 (Met target).

Priority No. 4

Priority (this field expands)
Traffic Safety


Current Status and Results (this field expands)

The detachment performed well in this category in Q4 and ultimately with year end results. All Annual targets were exceeded and great job to members. Checkstops still remains a major contributor to locating and intervening with impaired drivers.

* Traffic Interventions: 105 QTD & 949 YTD. Annual Target is 720 (Met target).

* Impaired Driver Interventions: 7 QTD & 47 YTD. Annual Target is 40 (Met target).

* Alberta Checkstop Operations: 6 QTD & 38 YTD. Annual Target is 24 (Met target).



Crime Statistics¹

The following table provides policing statistics on actual offences within the periods listed. Please see Appendix for additional information and a five-year comparison.

Category	January - March			January - December		
	2023	2024	% Change Year-over-Year	2022	2023	% Change Year-over-Year
Persons Crime	7	5	-29.00%	48	57	19.00%
Property Crime	20	26	30.00%	167	126	-25.00%
Other Criminal Code	8	8	0.00%	37	44	19.00%
Total Criminal Code	35	39	11.00%	252	227	-10.00%
Drugs Offences	3	0	-100.00%	6	10	67.00%
Other Federal Acts	5	3	-40.00%	10	13	30.00%
Other Provincial Acts	10	10	0.00%	47	66	40.00%
Municipal By-Laws	0	2		6	6	0.00%
Motor Vehicle Collisions	33	25	-24.00%	182	174	-4.00%
Provincial Code Traffic	229	179	-22.00%	911	983	8.00%
Other Traffic	0	0		4	4	0.00%
Criminal Code Traffic	4	2	-50.00%	11	15	36.00%
Total Traffic Offences	233	181	-22.00%	926	1,002	8.00%

¹Data extracted from a live database (PROS) and is subject to change over time.

Trend / Points of Interest (this field expands)

Q4 Results are mixed when compared to Q4 last year; 29% reduction was observed in Persons Crime, 30% Increase in Property Crime, and no change in Other Criminal Code; this balances out to an 11% increase in Total Criminal Code. Also noteworthy in Q4 is a 24% reduction in vehicle collisions.

2023 full year results are also mixed when compared to 2022 in that we observed a 19% increase in Persons Crime, 25% reduction in Property Crime, and a 19% increase in Other Criminal Code for a total of 10% reduction in Total Criminal Code. It is also noteworthy that a 4% reduction was noted in vehicle collisions.



Provincial Service Composition²

Staffing Category	Established Positions	Working	Soft Vacancies ³	Hard Vacancies ⁴
Police Officers	4	4	0	0
Detachment Support	1	1	0	0

2. Data extracted on March 31, 2024 and is subject to change.

3. Soft Vacancies are positions that are filled but vacant due to maternity/paternity leave, medical leave, etc. and are still included in the overall FTE count.

4. Hard Vacancies reflect positions that do not have an employee attached and need to be filled.

Comments (this field expands)

Police Officers: Of the four established positions, four officers are currently working with none on special leave. There is no hard vacancy at this time.

Detachment Support: Of the one established position, one resource is currently working. There is no hard vacancy at this time.

Drumheller Provincial Detachments Crime Gauge

2022 vs. 2023
January to December

Criminal Code Offences



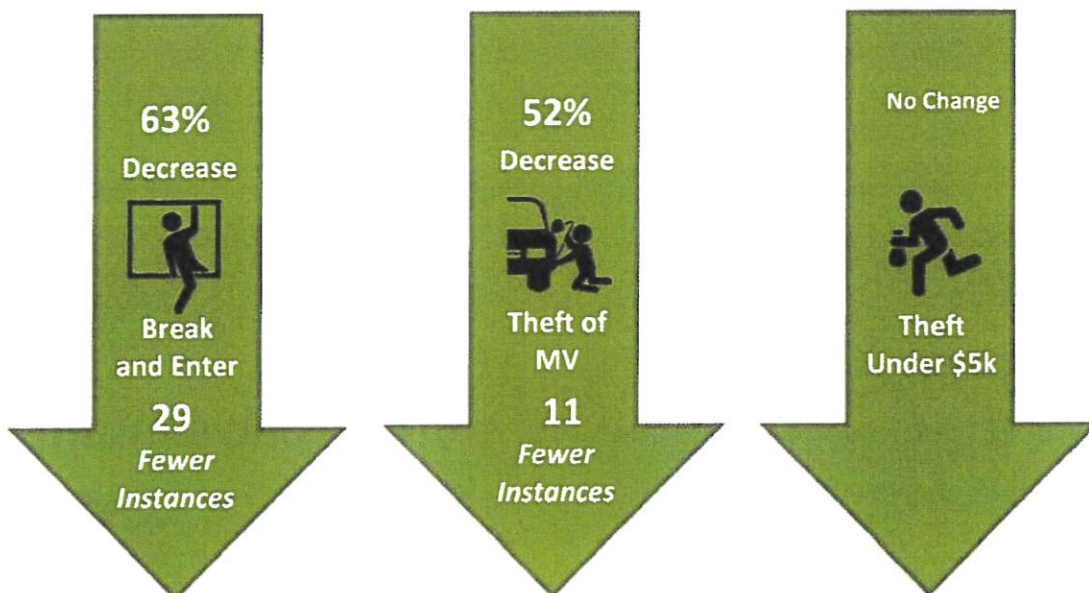
**Total
Criminal Code
Offences:**

10%

Decrease

When compared to
January to December, 2022

Select Property Crime



NOTE: If in both 2022 and 2023 a category had fewer than 20 offences, a percent change is not shown. All numbers without a '%' beside them represent counts.



Three Hills Provincial Detachment Crime Statistics (Actual) January to December: 2019 - 2023

All categories contain "Attempted" and/or "Completed"

January 5, 2024

CATEGORY	Trend	2019	2020	2021	2022	2023	% Change 2019 - 2023	% Change 2022 - 2023	Avg File +/- per Year
Offences Related to Death		0	0	1	5	3	N/A	-40%	1.1
Robbery		0	3	0	3	2	N/A	-33%	0.4
Sexual Assaults		17	5	15	13	9	-47%	-31%	-0.8
Other Sexual Offences		18	2	11	14	6	-67%	-57%	-1.2
Assault		82	60	76	147	102	24%	-31%	12.7
Kidnapping/Hostage/Abduction		1	2	2	6	6	500%	0%	1.4
Extortion		0	0	0	17	9	N/A	-47%	3.5
Criminal Harassment		19	29	36	55	49	158%	-11%	8.6
Uttering Threats		33	26	36	37	60	82%	62%	6.5
TOTAL PERSONS		170	127	177	297	246	45%	-17%	32.2
Break & Enter		88	75	97	142	121	38%	-15%	13.3
Theft of Motor Vehicle		59	36	45	41	27	-54%	-34%	-5.9
Theft Over \$5,000		14	17	21	19	10	-29%	-47%	-0.6
Theft Under \$5,000		137	107	127	159	137	0%	-14%	5.2
Possn Stn Goods		48	31	63	61	51	6%	-16%	3.6
Fraud		78	47	54	53	70	-10%	32%	-1.0
Arson		3	8	4	6	5	67%	-17%	0.2
Mischief - Damage To Property		31	80	91	135	88	184%	-35%	16.9
Mischief - Other		102	39	33	50	51	-50%	2%	-9.1
TOTAL PROPERTY		560	440	535	666	560	0%	-16%	22.6
Offensive Weapons		10	13	21	20	28	180%	40%	4.3
Disturbing the peace		19	35	17	14	21	11%	50%	-1.7
Fail to Comply & Breaches		78	66	85	134	84	8%	-37%	8.0
OTHER CRIMINAL CODE		21	30	46	55	63	200%	15%	10.9
TOTAL OTHER CRIMINAL CODE		128	144	169	223	196	53%	-12%	21.5
TOTAL CRIMINAL CODE		858	711	881	1,186	1,002	17%	-16%	76.3



Three Hills Provincial Detachment Crime Statistics (Actual) January to December: 2019 - 2023

All categories contain "Attempted" and/or "Completed"

January 5, 2024

CATEGORY	Trend	2019	2020	2021	2022	2023	% Change 2019 - 2023	% Change 2022 - 2023	Avg File +/- per Year
Drug Enforcement - Production		0	0	1	0	0	N/A	N/A	0.0
Drug Enforcement - Possession		4	7	14	9	12	200%	33%	1.8
Drug Enforcement - Trafficking		4	4	17	17	17	325%	0%	3.9
Drug Enforcement - Other		0	0	0	0	0	N/A	N/A	0.0
Total Drugs		8	11	32	26	29	263%	12%	5.7
Cannabis Enforcement		4	7	7	5	6	50%	20%	0.2
Federal - General		6	2	10	7	8	33%	14%	0.9
TOTAL FEDERAL		18	20	49	38	43	139%	13%	6.8
Liquor Act		5	11	20	24	25	400%	4%	5.3
Cannabis Act		0	3	4	2	3	N/A	50%	0.5
Mental Health Act		67	79	99	126	164	145%	30%	24.1
Other Provincial Stats		81	125	172	192	248	206%	29%	40.1
Total Provincial Stats		153	218	295	344	440	188%	28%	70.0
Municipal By-laws Traffic		2	6	1	8	7	250%	-13%	1.2
Municipal By-laws		19	29	17	10	70	268%	600%	8.3
Total Municipal		21	35	18	18	77	267%	328%	9.5
Fatals		3	0	2	0	0	-100%	N/A	-0.6
Injury MVC		12	20	18	12	19	58%	58%	0.6
Property Damage MVC (Reportable)		144	120	173	169	177	23%	5%	11.5
Property Damage MVC (Non Reportable)		28	46	7	25	39	39%	56%	0.1
TOTAL MVC		187	186	200	206	235	26%	14%	11.6
Roadside Suspension - Alcohol (Prov)		N/A	N/A	N/A	N/A	17	N/A	N/A	N/A
Roadside Suspension - Drugs (Prov)		N/A	N/A	N/A	N/A	3	N/A	N/A	N/A
Total Provincial Traffic		750	792	784	772	964	29%	25%	40.8
Other Traffic		6	14	6	11	8	33%	-27%	0.1
Criminal Code Traffic		59	49	109	99	92	56%	-7%	11.6
Common Police Activities									
False Alarms		49	32	46	45	33	-33%	-27%	-1.9
False/Abandoned 911 Call and 911 Act		39	37	2	4	3	-92%	-25%	-10.5
Suspicious Person/Vehicle/Property		103	115	6	26	38	-63%	46%	-21.9
Persons Reported Missing		9	7	15	29	13	44%	-55%	3.0
Search Warrants		10	10	12	30	12	20%	-60%	2.4
Spousal Abuse - Survey Code (Reported)		105	86	97	114	115	10%	1%	4.8
Form 10 (MHA) (Reported)		0	5	9	12	9	N/A	-25%	2.5



Three Hills Provincial Detachment Crime Statistics (Actual) January to March: 2020 - 2024

All categories contain "Attempted" and/or "Completed"

April 8, 2024

CATEGORY	Trend	2020	2021	2022	2023	2024	% Change 2020 - 2024	% Change 2023 - 2024	Avg File +/- per Year
Offences Related to Death		0	1	1	0	0	N/A	N/A	-0.1
Robbery		3	0	0	2	1	-67%	-50%	-0.2
Sexual Assaults		0	0	2	3	1	N/A	-67%	0.5
Other Sexual Offences		1	2	5	5	4	300%	-20%	0.9
Assault		19	13	34	27	19	0%	-30%	1.4
Kidnapping/Hostage/Abduction		0	1	0	2	0	N/A	-100%	0.1
Extortion		0	0	7	3	1	N/A	-67%	0.5
Criminal Harassment		3	9	20	14	13	333%	-7%	2.5
Uttering Threats		5	7	7	13	4	-20%	-69%	0.4
TOTAL PERSONS		31	33	76	69	43	39%	-38%	6.0
Break & Enter		18	21	33	37	14	-22%	-62%	0.8
Theft of Motor Vehicle		7	9	8	4	5	-29%	25%	-0.9
Theft Over \$5,000		2	3	4	3	3	50%	0%	0.2
Theft Under \$5,000		34	34	42	29	30	-12%	3%	-1.3
Possn Stn Goods		7	19	10	19	7	0%	-63%	0.0
Fraud		19	18	15	17	14	-26%	-18%	-1.1
Arson		4	2	2	1	0	-100%	-100%	-0.9
Mischief - Damage To Property		15	13	22	13	14	-7%	8%	-0.2
Mischief - Other		12	6	12	6	12	0%	100%	0.0
TOTAL PROPERTY		118	125	148	129	99	-16%	-23%	-3.4
Offensive Weapons		1	5	2	6	3	200%	-50%	0.5
Disturbing the peace		4	5	1	8	4	0%	-50%	0.3
Fail to Comply & Breaches		22	10	33	32	16	-27%	-50%	1.0
OTHER CRIMINAL CODE		10	6	9	13	16	60%	23%	1.9
TOTAL OTHER CRIMINAL CODE		37	26	45	59	39	5%	-34%	3.7
TOTAL CRIMINAL CODE		186	184	269	257	181	-3%	-30%	6.3



Three Hills Provincial Detachment Crime Statistics (Actual) January to March: 2020 - 2024

All categories contain "Attempted" and/or "Completed"

April 8, 2024

CATEGORY	Trend	2020	2021	2022	2023	2024	% Change 2020 - 2024	% Change 2023 - 2024	Avg File +/- per Year
Drug Enforcement - Production		0	0	0	0	0	N/A	N/A	0.0
Drug Enforcement - Possession		2	1	2	2	2	0%	0%	0.1
Drug Enforcement - Trafficking		1	6	6	9	1	0%	-89%	0.3
Drug Enforcement - Other		0	0	0	0	0	N/A	N/A	0.0
Total Drugs		3	7	8	11	3	0%	-73%	0.4
Cannabis Enforcement		0	5	1	3	1	N/A	-67%	0.0
Federal - General		0	4	2	2	1	N/A	-50%	0.0
TOTAL FEDERAL		3	16	11	16	5	67%	-69%	0.4
Liquor Act		2	2	8	4	5	150%	25%	0.8
Cannabis Act		1	1	1	1	2	100%	100%	0.2
Mental Health Act		23	16	25	49	27	17%	-45%	4.1
Other Provincial Stats		19	31	53	48	48	153%	0%	7.5
Total Provincial Stats		45	50	87	102	82	82%	-20%	12.6
Municipal By-laws Traffic		0	0	3	1	2	N/A	100%	0.5
Municipal By-laws		3	4	3	5	13	333%	160%	2.1
Total Municipal		3	4	6	6	15	400%	150%	2.6
Fatals		0	0	0	0	0	N/A	N/A	0.0
Injury MVC		1	6	1	4	7	600%	75%	1.0
Property Damage MVC (Reportable)		43	35	41	43	37	-14%	-14%	-0.4
Property Damage MVC (Non Reportable)		13	3	6	9	7	-46%	-22%	-0.6
TOTAL MVC		57	44	48	56	51	-11%	-9%	0.0
Roadside Suspension - Alcohol (Prov)		0	1	12	5	8	N/A	60%	2.0
Roadside Suspension - Drugs (Prov)		0	0	0	0	1	N/A	N/A	0.2
Total Provincial Traffic		152	193	241	249	298	96%	20%	34.8
Other Traffic		1	0	4	3	1	0%	-67%	0.3
Criminal Code Traffic		10	17	23	25	15	50%	-40%	1.8
Common Police Activities									
False Alarms		9	9	11	11	6	-33%	-45%	-0.4
False/Abandoned 911 Call and 911 Act		19	0	3	1	2	-89%	100%	-3.3
Suspicious Person/Vehicle/Property		38	0	5	12	3	-92%	-75%	-5.8
Persons Reported Missing		2	1	2	5	4	100%	-20%	0.8
Search Warrants		1	2	4	3	0	-100%	-100%	-0.1
Spousal Abuse - Survey Code (Reported)		17	17	34	21	25	47%	19%	2.0
Form 10 (MHA) (Reported)		1	3	3	3	1	0%	-67%	0.0



Drumheller Provincial Detachment Crime Statistics (Actual) January to March: 2020 - 2024

All categories contain "Attempted" and/or "Completed"

April 8, 2024

CATEGORY	Trend	2020	2021	2022	2023	2024	% Change 2020 - 2024	% Change 2023 - 2024	Avg File +/- per Year
Offences Related to Death		0	0	1	0	1	N/A	N/A	0.2
Robbery		0	0	0	0	0	N/A	N/A	0.0
Sexual Assaults		0	1	1	0	1	N/A	N/A	0.1
Other Sexual Offences		1	0	0	0	0	-100%	N/A	-0.2
Assault		1	3	6	5	2	100%	-60%	0.4
Kidnapping/Hostage/Abduction		0	0	0	0	0	N/A	N/A	0.0
Extortion		0	0	0	0	0	N/A	N/A	0.0
Criminal Harassment		0	2	3	1	1	N/A	0%	0.1
Uttering Threats		1	0	2	1	0	-100%	-100%	-0.1
TOTAL PERSONS		3	6	13	7	5	67%	-29%	0.5
Break & Enter		12	7	5	1	3	-75%	200%	-2.4
Theft of Motor Vehicle		0	4	6	0	2	N/A	N/A	0.0
Theft Over \$5,000		1	2	2	0	5	400%	N/A	0.6
Theft Under \$5,000		5	8	5	2	5	0%	150%	-0.6
Possn Stn Goods		3	1	2	5	1	-67%	-80%	0.0
Fraud		3	3	8	6	5	67%	-17%	0.7
Arson		1	0	0	0	0	-100%	N/A	-0.2
Mischief - Damage To Property		0	6	2	4	1	N/A	-75%	0.0
Mischief - Other		2	4	4	2	4	100%	100%	0.2
TOTAL PROPERTY		27	35	34	20	26	-4%	30%	-1.7
Offensive Weapons		0	0	0	0	0	N/A	N/A	0.0
Disturbing the peace		0	1	0	3	3	N/A	0%	0.8
Fail to Comply & Breaches		1	2	6	3	1	0%	-67%	0.1
OTHER CRIMINAL CODE		0	0	4	2	4	N/A	100%	1.0
TOTAL OTHER CRIMINAL CODE		1	3	10	8	8	700%	0%	1.9
TOTAL CRIMINAL CODE		21	44	57	37	39	20%	11%	0.7



Drumheller Provincial Detachment Crime Statistics (Actual) January to March: 2020 - 2024

All categories contain "Attempted" and/or "Completed"

April 8, 2024

CATEGORY	Trend	2020	2021	2022	2023	2024	% Change 2020 - 2024	% Change 2023 - 2024	Avg File +/- per Year
Drug Enforcement - Production		0	0	0	0	0	N/A	N/A	0.0
Drug Enforcement - Possession		0	0	0	0	0	N/A	N/A	0.0
Drug Enforcement - Trafficking		0	0	1	3	0	N/A	-100%	0.3
Drug Enforcement - Other		0	0	0	0	0	N/A	N/A	0.0
Total Drugs		0	0	1	3	0	N/A	-100%	0.3
Cannabis Enforcement		0	0	0	0	1	N/A	N/A	0.2
Federal - General		3	1	1	2	2	-33%	0%	-0.1
TOTAL FEDERAL		3	1	2	5	3	0%	-40%	0.4
Liquor Act		1	0	0	0	1	0%	N/A	0.0
Cannabis Act		0	0	0	1	0	N/A	-100%	0.1
Mental Health Act		1	7	2	1	2	100%	100%	-0.4
Other Provincial Stats		15	11	10	8	7	-53%	-13%	-1.9
Total Provincial Stats		17	18	12	10	10	-41%	0%	-2.2
Municipal By-laws Traffic		0	0	0	0	0	N/A	N/A	0.0
Municipal By-laws		1	2	2	0	2	100%	N/A	0.0
Total Municipal		1	2	2	0	2	100%	N/A	0.0
Fatals		0	0	0	0	1	N/A	N/A	0.2
Injury MVC		0	1	2	1	2	N/A	100%	0.4
Property Damage MVC (Reportable)		32	21	31	29	16	-50%	-45%	-2.4
Property Damage MVC (Non Reportable)		3	4	7	3	6	100%	100%	0.5
TOTAL MVC		35	26	40	33	25	-29%	-24%	-1.3
Roadside Suspension - Alcohol (Prov)		0	1	2	4	2	N/A	-50%	0.7
Roadside Suspension - Drugs (Prov)		0	0	0	0	0	N/A	N/A	0.0
Total Provincial Traffic		266	133	245	229	179	-33%	-22%	-7.8
Other Traffic		1	0	0	0	0	-100%	N/A	-0.2
Criminal Code Traffic		7	4	2	4	2	-71%	-50%	-1.0
Common Police Activities									
False Alarms		3	2	5	2	1	-67%	-50%	-0.4
False/Abandoned 911 Call and 911 Act		6	7	7	5	12	100%	140%	1.0
Suspicious Person/Vehicle/Property		16	17	11	13	11	-31%	-15%	-1.4
Persons Reported Missing		0	0	0	0	1	N/A	N/A	0.2
Search Warrants		0	0	0	1	1	N/A	0%	0.3
Spousal Abuse - Survey Code (Reported)		1	5	13	9	6	500%	-33%	1.4
Form 10 (MHA) (Reported)		0	0	0	0	0	N/A	N/A	0.0

**Drumheller Provincial Detachment
Crime Statistics (Actual)
January to December: 2020 - 2023**

All categories contain "Attempted" and/or "Completed"

February 1, 2024

CATEGORY	Trend	2020	2021	2022	2023	% Change 2020 - 2023	% Change 2022 - 2023	Avg File +/- per Year
Offences Related to Death		0	0	1	0	N/A	-100%	0.1
Robbery		0	1	0	0	N/A	N/A	-0.1
Sexual Assaults		1	8	4	1	0%	-75%	-0.4
Other Sexual Offences		1	5	1	2	100%	100%	-0.1
Assault		18	21	21	38	111%	81%	6.0
Kidnapping/Hostage/Abduction		2	2	0	1	-50%	N/A	-0.5
Extortion		0	0	0	1	N/A	N/A	0.3
Criminal Harassment		3	8	8	7	133%	-13%	1.2
Uttering Threats		11	5	13	7	-36%	-46%	-0.4
TOTAL PERSONS		36	50	48	57	58%	19%	6.1
Break & Enter		32	19	46	17	-47%	-63%	-1.8
Theft of Motor Vehicle		3	8	21	10	233%	-52%	3.4
Theft Over \$5,000		4	7	1	5	25%	400%	-0.3
Theft Under \$5,000		34	27	31	31	-9%	0%	-0.5
Possn Stn Goods		8	3	10	10	25%	0%	1.3
Fraud		7	21	24	13	86%	-46%	2.1
Arson		2	1	0	2	0%	N/A	-0.1
Mischief - Damage To Property		20	31	19	21	5%	11%	-0.9
Mischief - Other		8	15	15	17	113%	13%	2.7
TOTAL PROPERTY		118	132	167	126	7%	-25%	5.9
Offensive Weapons		3	1	2	10	233%	400%	2.2
Disturbing the peace		9	5	8	11	22%	38%	0.9
Fail to Comply & Breaches		2	23	18	11	450%	-39%	2.2
OTHER CRIMINAL CODE		5	14	9	12	140%	33%	1.6
TOTAL OTHER CRIMINAL CODE		19	43	37	44	132%	19%	6.9
TOTAL CRIMINAL CODE		173	225	252	227	31%	-10%	18.9

**Drumheller Provincial Detachment
Crime Statistics (Actual)
January to December: 2020 - 2023**

All categories contain "Attempted" and/or "Completed"

February 1, 2024

CATEGORY	Trend	2020	2021	2022	2023	% Change 2020 - 2023	% Change 2022 - 2023	Avg File +/- per Year
Drug Enforcement - Production		0	0	0	0	N/A	N/A	0.0
Drug Enforcement - Possession		1	2	1	2	100%	100%	0.2
Drug Enforcement - Trafficking		2	1	5	8	300%	60%	2.2
Drug Enforcement - Other		0	0	0	0	N/A	N/A	0.0
Total Drugs		3	3	6	10	233%	67%	2.4
Cannabis Enforcement		1	7	0	0	-100%	N/A	-1.0
Federal - General		4	9	4	3	-25%	-25%	-0.8
TOTAL FEDERAL		8	19	10	13	63%	30%	0.6
Liquor Act		N/A	N/A	0	3	N/A	N/A	0.0
Cannabis Act		N/A	N/A	1	1	N/A	0%	0.0
Mental Health Act		N/A	N/A	11	18	N/A	64%	-4.0
Other Provincial Stats		N/A	N/A	35	44	N/A	26%	15.0
Total Provincial Stats		N/A	N/A	47	66	N/A	40%	11.0
Municipal By-laws Traffic		N/A	N/A	4	1	N/A	-75%	0.5
Municipal By-laws		N/A	N/A	2	5	N/A	150%	2.5
Total Municipal		N/A	N/A	6	6	N/A	0%	3.0
Fatals		0	0	1	0	N/A	-100%	0.1
Injury MVC		8	4	10	5	-38%	-50%	-0.3
Property Damage MVC (Reportable)		N/A	N/A	145	150	N/A	3%	56.0
Property Damage MVC (Non Reportable)		N/A	N/A	26	19	N/A	-27%	9.0
TOTAL MVC		N/A	N/A	182	174	N/A	-4%	65.5
Roadside Suspension - Alcohol (Prov)		N/A	N/A	5	11	N/A	120%	-1.0
Roadside Suspension - Drugs (Prov)		N/A	N/A	0	1	N/A	N/A	0.5
Provincial Traffic		N/A	N/A	911	983	N/A	8%	447.0
Other Traffic		N/A	N/A	4	4	N/A	0%	2.0
Criminal Code Traffic		19	12	11	15	-21%	36%	-1.3
Common Police Activities								
False Alarms		N/A	N/A	12	13	N/A	8%	6.5
False/Abandoned 911 Call and 911 Act		N/A	N/A	38	42	N/A	11%	20.5
Suspicious Person/Vehicle/Property		N/A	N/A	57	70	N/A	23%	35.0
Persons Reported Missing		N/A	N/A	3	1	N/A	-67%	0.5
Search Warrants		N/A	N/A	0	1	N/A	N/A	1.0
Spousal Abuse - Survey Code (Reported)		N/A	N/A	45	30	N/A	-33%	-15.0
Form 10 (MHA) (Reported)		N/A	N/A	1	0	N/A	-100%	-1.0

**Olds Provincial Detachment
Crime Statistics (Actual)
January to March: 2020 - 2024**

All categories contain "Attempted" and/or "Completed"

April 8, 2024

CATEGORY	Trend	2020	2021	2022	2023	2024	% Change 2020 - 2024	% Change 2023 - 2024	Avg File +/- per Year
Offences Related to Death		1	1	1	0	0	-100%	N/A	-0.3
Robbery		0	1	0	0	0	N/A	N/A	-0.1
Sexual Assaults		1	2	5	2	1	0%	-50%	0.0
Other Sexual Offences		0	0	6	0	0	N/A	N/A	0.0
Assault		10	6	14	4	6	-40%	50%	-1.0
Kidnapping/Hostage/Abduction		0	0	0	0	0	N/A	N/A	0.0
Extortion		0	0	0	0	0	N/A	N/A	0.0
Criminal Harassment		4	1	2	3	2	-50%	-33%	-0.2
Uttering Threats		3	5	5	2	3	0%	50%	-0.3
TOTAL PERSONS		19	16	33	11	12	-37%	9%	-1.9
Break & Enter		10	10	12	12	3	-70%	-75%	-1.2
Theft of Motor Vehicle		4	5	4	4	2	-50%	-50%	-0.5
Theft Over \$5,000		1	9	0	2	0	-100%	-100%	-0.9
Theft Under \$5,000		23	22	20	10	5	-78%	-50%	-4.8
Possn Strn Goods		22	4	11	3	1	-95%	-67%	-4.3
Fraud		7	9	6	6	6	-14%	0%	-0.5
Arson		0	1	2	0	0	N/A	N/A	-0.1
Mischief - Damage To Property		7	24	18	5	3	-57%	-40%	-2.7
Mischief - Other		8	5	4	4	2	-75%	-50%	-1.3
TOTAL PROPERTY		82	89	77	46	22	-73%	-52%	-16.3
Offensive Weapons		5	3	5	2	0	-100%	-100%	-1.1
Disturbing the peace		2	5	1	2	1	-50%	-50%	-0.5
Fail to Comply & Breaches		4	7	2	0	1	-75%	N/A	-1.3
OTHER CRIMINAL CODE		6	3	6	1	2	-67%	100%	-1.0
TOTAL OTHER CRIMINAL CODE		17	18	14	5	4	-76%	-20%	-3.9
TOTAL CRIMINAL CODE		118	123	124	62	38	-68%	-39%	-22.1

**Olds Provincial Detachment
Crime Statistics (Actual)
January to March: 2020 - 2024**

All categories contain "Attempted" and/or "Completed"

April 8, 2024

CATEGORY	Trend	2020	2021	2022	2023	2024	% Change 2020 - 2024	% Change 2023 - 2024	Avg File +/- per Year
Drug Enforcement - Production		0	0	0	0	0	N/A	N/A	0.0
Drug Enforcement - Possession		2	0	2	0	0	-100%	N/A	-0.4
Drug Enforcement - Trafficking		0	0	0	3	1	N/A	-67%	0.5
Drug Enforcement - Other		0	0	0	0	0	N/A	N/A	0.0
Total Drugs		2	0	2	3	1	-50%	-67%	0.1
Cannabis Enforcement		0	0	1	1	0	N/A	-100%	0.1
Federal - General		0	2	0	0	2	N/A	N/A	0.2
TOTAL FEDERAL		2	2	3	4	3	50%	-25%	0.4
Liquor Act		3	1	1	6	2	-33%	-67%	0.3
Cannabis Act		7	1	2	0	0	-100%	N/A	-1.5
Mental Health Act		4	12	6	9	4	0%	-56%	-0.3
Other Provincial Stats		18	14	18	12	13	-28%	8%	-1.2
Total Provincial Stats		32	28	27	27	19	-41%	-30%	-2.7
Municipal By-laws Traffic		0	0	1	0	0	N/A	N/A	0.0
Municipal By-laws		2	1	3	2	1	-50%	-50%	-0.1
Total Municipal		2	1	4	2	1	-50%	-50%	-0.1
Fatals		0	0	0	0	1	N/A	N/A	0.2
Injury MVC		8	4	6	6	6	-25%	0%	-0.2
Property Damage MVC (Reportable)		79	46	86	68	69	-13%	1%	0.2
Property Damage MVC (Non Reportable)		11	10	27	9	19	73%	111%	1.5
TOTAL MVC		98	60	119	83	95	-3%	14%	1.7
Roadside Suspension - Alcohol (Prov)		0	6	3	2	2	N/A	0%	0.0
Roadside Suspension - Drugs (Prov)		0	0	0	0	0	N/A	N/A	0.0
Total Provincial Traffic		1,059	761	521	266	351	-67%	32%	-191.1
Other Traffic		1	1	2	2	3	200%	50%	0.5
Criminal Code Traffic		12	10	11	11	9	-25%	-18%	-0.5
Common Police Activities									
False Alarms		2	4	3	2	2	0%	0%	-0.2
False/Abandoned 911 Call and 911 Act		11	7	4	4	1	-91%	-75%	-2.3
Suspicious Person/Vehicle/Property		51	27	15	23	16	-69%	-30%	-7.4
Persons Reported Missing		1	2	1	3	1	0%	-67%	0.1
Search Warrants		2	1	0	0	0	-100%	N/A	-0.5
Spousal Abuse - Survey Code (Reported)		10	7	22	1	5	-50%	400%	-1.6
Form 10 (MHA) (Reported)		0	2	0	0	2	N/A	N/A	0.2

**Olds Provincial Detachment
Crime Statistics (Actual)
March: 2020 - 2024**

All categories contain "Attempted" and/or "Completed"

April 8, 2024

CATEGORY	Trend	2020	2021	2022	2023	2024	% Change 2020 - 2024	% Change 2023 - 2024	Avg File +/- per Year
Offences Related to Death		1	1	0	0	0	-100%	N/A	-0.3
Robbery		0	0	0	0	0	N/A	N/A	0.0
Sexual Assaults		1	1	1	0	1	0%	N/A	-0.1
Other Sexual Offences		0	0	0	0	0	N/A	N/A	0.0
Assault		7	3	7	3	4	-43%	33%	-0.6
Kidnapping/Hostage/Abduction		0	0	0	0	0	N/A	N/A	0.0
Extortion		0	0	0	0	0	N/A	N/A	0.0
Criminal Harassment		2	1	2	1	1	-50%	0%	-0.2
Uttering Threats		2	0	3	0	0	-100%	N/A	-0.4
TOTAL PERSONS		13	6	13	4	6	-54%	50%	-1.6
Break & Enter		1	2	8	0	1	0%	N/A	-0.2
Theft of Motor Vehicle		1	0	1	1	1	0%	0%	0.1
Theft Over \$5,000		0	4	0	1	0	N/A	-100%	-0.3
Theft Under \$5,000		7	3	9	2	1	-86%	-50%	-1.3
Possn Stn Goods		3	1	4	0	0	-100%	N/A	-0.7
Fraud		4	3	3	2	2	-50%	0%	-0.5
Arson		0	1	0	0	0	N/A	N/A	-0.1
Mischief - Damage To Property		1	1	6	2	2	100%	0%	0.3
Mischief - Other		2	3	1	0	1	-50%	N/A	-0.5
TOTAL PROPERTY		19	18	32	8	8	-58%	0%	-3.2
Offensive Weapons		3	0	1	1	0	-100%	-100%	-0.5
Disturbing the peace		0	2	0	0	0	N/A	N/A	-0.2
Fail to Comply & Breaches		1	1	0	0	0	-100%	N/A	-0.3
OTHER CRIMINAL CODE		3	0	2	0	1	-67%	N/A	-0.4
TOTAL OTHER CRIMINAL CODE		7	3	3	1	1	-86%	0%	-1.4
TOTAL CRIMINAL CODE		39	27	48	13	15	-62%	15%	-6.2

**Olds Provincial Detachment
Crime Statistics (Actual)
March: 2020 - 2024**

All categories contain "Attempted" and/or "Completed"

April 8, 2024

CATEGORY	Trend	2020	2021	2022	2023	2024	% Change 2020 - 2024	% Change 2023 - 2024	Avg File +/- per Year
Drug Enforcement - Production		0	0	0	0	0	N/A	N/A	0.0
Drug Enforcement - Possession		0	0	0	0	0	N/A	N/A	0.0
Drug Enforcement - Trafficking		0	0	0	0	1	N/A	N/A	0.2
Drug Enforcement - Other		0	0	0	0	0	N/A	N/A	0.0
Total Drugs		0	0	0	0	1	N/A	N/A	0.2
Cannabis Enforcement		0	0	0	0	0	N/A	N/A	0.0
Federal - General		0	1	0	0	0	N/A	N/A	-0.1
TOTAL FEDERAL		0	1	0	0	1	N/A	N/A	0.1
Liquor Act		3	1	1	0	1	-67%	N/A	-0.5
Cannabis Act		1	0	0	0	0	-100%	N/A	-0.2
Mental Health Act		3	1	1	4	3	0%	-25%	0.3
Other Provincial Stats		4	4	6	8	8	100%	0%	1.2
Total Provincial Stats		11	6	8	12	12	9%	0%	0.8
Municipal By-laws Traffic		0	0	1	0	0	N/A	N/A	0.0
Municipal By-laws		2	0	2	1	1	-50%	0%	-0.1
Total Municipal		2	0	3	1	1	-50%	0%	-0.1
Fatals		0	0	0	0	1	N/A	N/A	0.2
Injury MVC		2	1	4	1	1	-50%	0%	-0.2
Property Damage MVC (Reportable)		11	17	25	21	30	173%	43%	4.2
Property Damage MVC (Non Reportable)		2	2	5	2	3	50%	50%	0.2
TOTAL MVC		15	20	34	24	35	133%	46%	4.4
Roadside Suspension - Alcohol (Prov)		0	2	2	1	1	N/A	0%	0.1
Roadside Suspension - Drugs (Prov)		0	0	0	0	0	N/A	N/A	0.0
Total Provincial Traffic		313	260	177	90	118	-62%	31%	-56.0
Other Traffic		0	1	1	0	1	N/A	N/A	0.1
Criminal Code Traffic		8	6	2	4	3	-63%	-25%	-1.2
Common Police Activities									
False Alarms		1	2	1	0	1	0%	N/A	-0.2
False/Abandoned 911 Call and 911 Act		8	0	1	0	1	-88%	N/A	-1.4
Suspicious Person/Vehicle/Property		13	13	2	10	9	-31%	-10%	-1.1
Persons Reported Missing		0	1	0	3	0	N/A	-100%	0.2
Search Warrants		1	0	0	0	0	-100%	N/A	-0.2
Spousal Abuse - Survey Code (Reported)		3	4	8	0	0	-100%	N/A	-1.0
Form 10 (MHA) (Reported)		0	0	0	0	0	N/A	N/A	0.0



Kneehill County - Beiseker Detachment Crime Statistics (Actual) January to March: 2021 - 2024

All categories contain "Attempted" and/or "Completed"

April 3, 2024

CATEGORY	Trend	2021	2022	2023	2024	% Change 2021 - 2024	% Change 2023 - 2024	Avg File +/- per Year
Offences Related to Death		0	0	0	0	N/A	N/A	0.0
Robbery		0	0	0	0	N/A	N/A	0.0
Sexual Assaults		0	1	0	2	N/A	N/A	0.5
Other Sexual Offences		0	0	0	1	N/A	N/A	0.3
Assault		1	5	5	3	200%	-40%	0.6
Kidnapping/Hostage/Abduction		0	0	0	0	N/A	N/A	0.0
Extortion		0	0	0	0	N/A	N/A	0.0
Criminal Harassment		0	2	1	0	N/A	-100%	-0.1
Uttering Threats		0	2	2	1	N/A	-50%	0.3
TOTAL PERSONS		1	10	8	7	600%	-13%	1.6
Break & Enter		0	2	3	3	N/A	0%	1.0
Theft of Motor Vehicle		0	1	1	0	N/A	-100%	0.0
Theft Over \$5,000		0	0	0	0	N/A	N/A	0.0
Theft Under \$5,000		2	9	9	6	200%	-33%	1.2
Possn Stn Goods		0	0	0	0	N/A	N/A	0.0
Fraud		5	3	0	4	-20%	N/A	-0.6
Arson		0	0	0	0	N/A	N/A	0.0
Mischief - Damage To Property		0	7	6	4	N/A	-33%	1.1
Mischief - Other		1	0	2	3	200%	50%	0.8
TOTAL PROPERTY		8	22	21	20	150%	-5%	3.5
Offensive Weapons		0	0	0	1	N/A	N/A	0.3
Disturbing the peace		1	0	3	0	-100%	-100%	0.0
Fail to Comply & Breaches		0	1	1	6	N/A	500%	1.8
OTHER CRIMINAL CODE		0	0	1	3	N/A	200%	1.0
TOTAL OTHER CRIMINAL CODE		1	1	5	10	900%	100%	3.1
TOTAL CRIMINAL CODE		10	33	34	37	270%	9%	8.2



Kneehill County - Beiseker Detachment Crime Statistics (Actual) January to March: 2021 - 2024

All categories contain "Attempted" and/or "Completed"

April 3, 2024

CATEGORY	Trend	2021	2022	2023	2024	% Change 2021 - 2024	% Change 2023 - 2024	Avg File +/- per Year
Drug Enforcement - Production		0	0	0	0	N/A	N/A	0.0
Drug Enforcement - Possession		0	0	0	1	N/A	N/A	0.3
Drug Enforcement - Trafficking		0	0	1	0	N/A	-100%	0.1
Drug Enforcement - Other		0	0	0	0	N/A	N/A	0.0
Total Drugs		0	0	1	1	N/A	0%	0.4
Cannabis Enforcement		0	0	0	0	N/A	N/A	0.0
Federal - General		0	0	0	0	N/A	N/A	0.0
TOTAL FEDERAL		0	0	1	1	N/A	0%	0.4
Liquor Act		0	0	0	0	N/A	N/A	0.0
Cannabis Act		0	0	0	0	N/A	N/A	0.0
Mental Health Act		3	5	5	3	0%	-40%	0.0
Other Provincial Stats		1	11	4	4	300%	0%	0.2
Total Provincial Stats		4	16	9	7	75%	-22%	0.2
Municipal By-laws Traffic		0	0	0	0	N/A	N/A	0.0
Municipal By-laws		0	1	1	0	N/A	-100%	0.0
Total Municipal		0	1	1	0	N/A	-100%	0.0
Fatals		0	0	0	0	N/A	N/A	0.0
Injury MVC		2	1	1	3	50%	200%	0.3
Property Damage MVC (Reportable)		7	10	7	8	14%	14%	0.0
Property Damage MVC (Non Reportable)		1	1	2	2	100%	0%	0.4
TOTAL MVC		10	12	10	13	30%	30%	0.7
Roadside Suspension - Alcohol (Prov)		0	0	0	0	N/A	N/A	0.0
Roadside Suspension - Drugs (Prov)		0	0	0	0	N/A	N/A	0.0
Total Provincial Traffic		37	31	14	17	-54%	21%	-7.7
Other Traffic		0	0	0	0	N/A	N/A	0.0
Criminal Code Traffic		0	0	0	0	N/A	N/A	0.0
Common Police Activities								
False Alarms		6	6	3	8	33%	167%	0.3
False/Abandoned 911 Call and 911 Act		0	2	0	1	N/A	N/A	0.1
Suspicious Person/Vehicle/Property		11	9	5	9	-18%	80%	-1.0
Persons Reported Missing		0	0	0	0	N/A	N/A	0.0
Search Warrants		N/A	N/A	0	0	N/A	N/A	0.0
Spousal Abuse - Survey Code (Reported)		N/A	N/A	2	7	N/A	250%	5.0
Form 10 (MHA) (Reported)		N/A	N/A	1	0	N/A	-100%	-1.0